

# DINNERLY



## Pulled Pork Shawarma with Garlic Sauce



20-30min



2 Servings

We don't know about you, but we sure as heck don't have a handy rotating spit piled high with a cone of meat next to an open flame. What we do have is a ton of spices, tender pulled pork, red peppers, and lots of enthusiasm! We went for it with our ras el hanout spice blend to bring you the closest thing to shawarma as we could muster in 30 minutes. We've got you covered!

## WHAT WE SEND

- 1 red onion
- 4 oz roasted red peppers
- 2 (1 oz) sour cream <sup>1</sup>
- ¼ oz ras el hanout
- ½ lb pkg ready to heat pulled pork
- 2 Mediterranean pitas <sup>2,3,4</sup>

## WHAT YOU NEED

- garlic
- olive oil
- red wine vinegar (or white wine vinegar)
- kosher salt & ground pepper

## TOOLS

- rimmed baking sheet

## COOKING TIP


Veggies might cook faster than the meat, so keep a close eye on them and remove from oven if they're browning too quickly.

## ALLERGENS

Milk (1), Sesame (2), Soy (3), Wheat (4). May contain traces of other allergens. Packaged in a facility that packages gluten containing products.

## NUTRITION PER SERVING

Calories 810kcal, Fat 54g, Carbs 51g, Protein 19g




### 1. Prep ingredients

Preheat broiler with racks in the top and center.

Halve **onion**, then thinly slice; finely chop **2 tablespoons of the sliced onions**.

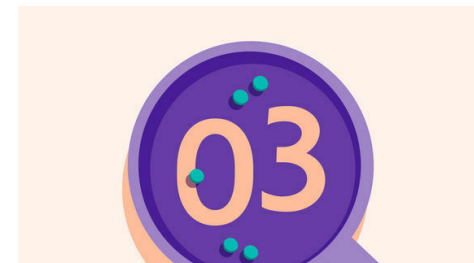
Finely chop ½ **teaspoon garlic**.



### 2. Make relish & sauce

In a medium bowl, stir to combine **chopped onions, red peppers, 1½ tablespoons oil, and 1 tablespoon vinegar**. Season to taste with **salt and pepper**.


In a separate small bowl, stir to combine **all of the sour cream and chopped garlic**. Whisk in **1 teaspoon water** at a time, as needed, until it drizzles from a spoon. Season to taste with **salt and pepper**.



### 3. Broil onions

On a rimmed baking sheet, toss to combine **sliced onions, 1 teaspoon ras el hanout, 1 tablespoon oil, and a pinch each of salt and pepper**.


Broil on top oven rack until onions are tender and browned in spots, about 3 minutes (watch closely as broilers vary).



### 4. Broil pulled pork

Using your fingers or 2 forks, break **pulled pork** into bite-sized pieces. Add to baking sheet with **onions**; drizzle with **1 tablespoon oil**. Use tongs or a large spoon to carefully toss to combine; spread out in an even layer.

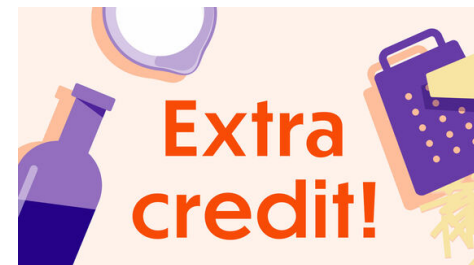
Broil on top oven rack until pork is heated through and crispy in parts, about 5 minutes (watch closely; see cooking tip!).



### 5. Toast pitas & serve

Meanwhile, toast **pitas** directly on center oven rack until warmed through, 1–2 minutes (watch closely).

Serve **pork and onions** in **toasted pitas** topped with **garlic sauce and red pepper relish**. Enjoy!



### 6. Check us out!

Want to see helpful cooking tips, tricks, and bonus Dinnerly content? Follow us on Instagram @dinnerly or TikTok @dinnerlyus for more!