

DINNERLY



French Onion Pan-Seared Steak with Parmesan Mashed Potatoes



30-40min



2 Servings

French onion soup lovers, this one's for you. BUT, instead of cheesy bread, we're giving you a Parmesan mash that's sure to have the whole fam joining the clean-plate club. Not to mention, this seared steak is perfect for dipping in the rich onion-based pan sauce, aka, liquid gold. We've got you covered!

WHAT WE SEND

- 2 potatoes
- 1 yellow onion
- ½ lb pkg sirloin steak
- ¼ oz granulated garlic
- 1½ oz Worcestershire sauce¹
- ¾ oz Parmesan²

WHAT YOU NEED

- kosher salt & ground pepper
- 4 Tbsp butter²
- neutral oil
- red wine vinegar (or white wine vinegar)
- ⅓ cup milk²

TOOLS

- medium pot
- medium heavy skillet (preferably cast-iron)
- microplane or grater
- potato masher or fork

ALLERGENS

Fish (1), Milk (2). May contain traces of other allergens. Packaged in a facility that packages gluten containing products.


NUTRITION PER SERVING

Calories 680kcal, Fat 39g, Carbs 55g, Protein 28g



1. Cook potatoes

Peel **potatoes** (or leave skins on and scrub clean); cut into 1-inch pieces. Transfer to a medium pot with **1 teaspoon salt** and enough **water** to cover by 1 inch. Cover and bring to a boil over high heat. Uncover and cook until easily pierced with a fork, about 10 minutes. Drain and return potatoes to pot off heat with **2 tablespoons butter**. Cover to keep warm until step 5.



4. Make pan sauce

While skillet is still hot, return **caramelized onions** to skillet off heat. Stir in **¼ teaspoon granulated garlic, Worcestershire sauce, and 1 teaspoon vinegar** until combined.


Into pot with **potatoes**, finely grate **Parmesan**, if necessary.



2. Caramelize onions

While **potatoes** cook, thinly slice **half of the onion** (save rest for own use).

Melt **2 tablespoons butter** in a medium heavy skillet over medium-high. Add onions; cook, stirring occasionally, until starting to soften, 5–6 minutes. Reduce heat to medium-low; cook, stirring, until deeply browned and jammy, 8–10 minutes; transfer to a plate and set aside.



5. Finish potatoes & serve

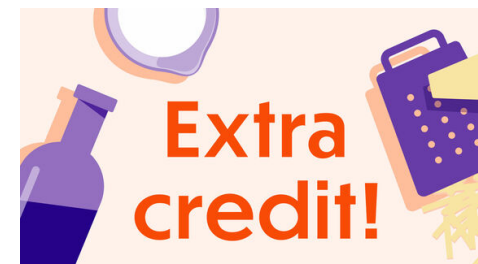
Return saucepan with **potatoes and Parmesan** over medium heat; add **⅓ cup milk**. Mash with a potato masher or fork until smooth; season to taste with **salt and pepper**. Slice **steak**, if desired.

Serve **steak** with **mashed potatoes** alongside. Top with **French onion pan sauce, a few grinds of pepper, and a pat of butter**, if desired. Enjoy!



3. Cook steak

Pat **steaks** dry, then season all over with **salt and pepper**. Return same skillet to medium-high heat with **1 tablespoon oil**. Add steaks and cook until well browned and medium-rare, 2–3 minutes per side (or longer for desired doneness). Transfer to a cutting board to rest until ready to serve.



6. Side veggies!

As good as steak and cheesy mashed potatoes are on their own, we always try to get our veggies in at dinner time. Roast some broccoli or carrots to serve on the side!