

# MARLEY SPOON



## Smash Burger with Fried Pickles

Steak Fries & Pickled Ranch



40min



2 Servings

Crunchy and briny, fried pickles turn juicy smash burgers into a feast of exciting flavors and textures. We use pickles two ways: frying them to golden brown to top the burgers, and amping up the ranch dressing with pickle brine—perfect for dipping oven fries. Served on a pillowy bun with lettuce and onions, this burger is destined to become your new favorite!



## What we send

- 2 potatoes
- 1½ oz cornstarch
- 1 red onion
- 3¼ oz dill pickles
- 1 romaine heart
- 1 oz panko <sup>4</sup>
- 2 artisan buns <sup>1,2,3,4</sup>
- 10 oz pkg grass-fed ground beef
- 1 pkt ranch dressing <sup>1,2</sup>
- ¼ oz steak seasoning

## What you need

- kosher salt & ground pepper
- neutral oil
- large egg <sup>1</sup>

## Tools

- rimmed baking sheet
- medium heavy skillet (preferably cast-iron)

## Allergens

Egg (1), Milk (2), Soy (3), Wheat (4).  
May contain traces of other allergens.  
Packaged in a facility that packages gluten containing products.

## Nutrition per serving

Calories 1240kcal, Fat 58g, Carbs 125g, Protein 47g



### 1. Prep fries

Preheat oven to 450°F with a rack in the bottom position. Scrub **potatoes**; cut lengthwise into ½-inch thick fries. On a rimmed baking sheet, toss **potatoes** with **salt, pepper, 1 tablespoon cornstarch**, and **2 teaspoons oil**.



### 2. Bake fries

Spread **potatoes** into a single layer; roast on bottom oven rack until tender and browned on the bottom, 20-25 minutes. Flip fries, then cook until crispy, about 10 minutes more.

Halve and very thinly slice **half of the onion** (save rest for own use). Pour **pickle brine** into a small bowl; pat **pickle slices** dry.

Separate **2 lettuce leaves** and halve crosswise (save rest for own use).



### 4. Toast buns

Add **pickles** to skillet and fry until golden, about 2 minutes per side. Carefully discard **all but 1 tablespoon oil** from skillet.

Heat same skillet over medium-high. Add **buns** to skillet, cut side down. Cook until lightly toasted, 1-2 minutes. Transfer to plates.




Evenly divide **beef** into 2 thick patties. Season all over with **salt** and **pepper**.



### 5. Cook burgers

Add **2 teaspoons oil** to same skillet, still over medium-high heat; add **patties**, then top with **half of the sliced onions**. Press with a spatula to flatten into 5-inch wide burgers. Cook, undisturbed, until browned on the bottom, 3-4 minutes.

Flip **burgers** and cook until medium-rare and **onions** are softened and charred in spots, 2-3 minutes (or longer for desired doneness).

Questions about the recipe? Cooking hotline: **866-228-4513** (Mon - Fri 9AM-9PM)  
View the recipe online by visiting your account at [marleyspoon.com](https://marleyspoon.com)    **#marleyspoon**



### 3. Fry pickles

Toss **pickles** in **remaining cornstarch** to coat. Whisk **1 large egg** in a shallow bowl. Transfer **panko** to a separate shallow bowl.

Dip **pickles** into **egg**, letting excess drip back into bowl. Dredge in **panko mixture**, pressing to adhere.

Heat **¼-inch neutral oil** in a medium skillet over medium-high until shimmering (oil should sizzle vigorously by adding a pinch of panko).



### 6. Finish & serve

Meanwhile, add **ranch** to bowl with **pickle juice**; stir to combine.

Toss **fries** with **steak seasoning**.

Spread some **pickle ranch** on the **bottom buns**, then layer with **lettuce, burgers, raw onions**, and **fried pickles**. Serve **fries** with **any remaining ranch** alongside for dipping. Enjoy!