

# DINNERLY



## Kung Pao Chicken Meatballs with Peppers & Peanuts



20-30min



2 Servings

If there's one word that perks up our ears and gets our stomachs rumbling, it's "meatball." And if you slap "kung pao chicken" in front of it, we'll come running. Tossed in a garlicky stir-fry sauce, these chicken meatballs couldn't pair better with sautéed peppers, crisp scallions, and crunchy peanuts. We've got you covered!

### WHAT WE SEND

- 5 oz jasmine rice
- 2 scallions
- 1 bell pepper
- 1 oz salted peanuts <sup>2</sup>
- 10 oz pkg ground chicken
- 1 oz panko <sup>1</sup>
- 2 (3 oz) stir-fry sauce <sup>1,3</sup>

### WHAT YOU NEED

- neutral oil
- kosher salt & ground pepper
- garlic
- distilled white vinegar (or vinegar of your choice)
- sugar

### TOOLS

- rimmed baking sheet
- small saucepan
- medium nonstick skillet

### ALLERGENS

Wheat (1), Peanuts (2), Soy (3). May contain traces of other allergens. Packaged in a facility that packages gluten containing products.

### NUTRITION PER SERVING

Calories 790kcal, Fat 21g, Carbs 104g, Protein 45g



#### 1. Cook rice

Preheat broiler with a rack in the upper third. Lightly oil a rimmed baking sheet.


In a small saucepan, combine **rice**, **1¼ cups water**, and **½ teaspoon salt**; bring to a boil over high heat. Reduce heat to low, cover, and cook until rice is tender and water is absorbed, about 17 minutes. Keep covered off heat until ready to serve.



#### 4. Cook peppers

Meanwhile, heat **2 teaspoons oil** in a medium nonstick skillet over medium-high. Add **peppers** and **a pinch each of salt and pepper**; cook, stirring occasionally, until browned and crisp-tender, about 5 minutes.


In a small bowl, stir to combine **all of the stir-fry sauce**, **remaining chopped garlic**, **2 tablespoons water**, **2 teaspoons each of oil and vinegar**, and **½ teaspoon sugar**.



#### 2. Prep ingredients

Trim ends from **scallions** and thinly slice, keeping dark greens separate. Halve **pepper**; discard stem and seeds, then thinly slice. Finely chop **2 teaspoons garlic**. Using a rolling pin or mallet, crush **peanuts**.

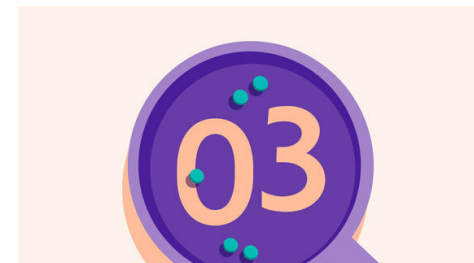
In a medium bowl, mix to combine **chicken**, **scallion whites and light greens**, **half of the chopped garlic**, **⅓ cup panko**, **1 teaspoon salt**, and **a few grinds of pepper**.



#### 5. Finish & serve

To skillet with **peppers**, stir in **stir-fry sauce mixture** and **meatballs**; cook, tossing, until well coated and sauce is slightly thickened, 1–2 minutes. Fluff **rice** with a fork.

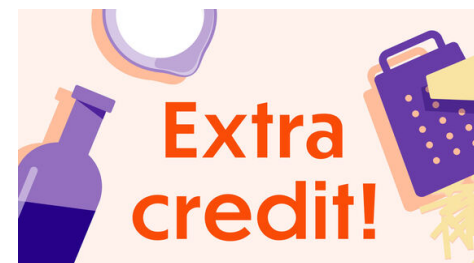
Serve **kung pao chicken meatballs** and **peppers** over **rice** with **peanuts** and **scallion dark greens** over top. Enjoy!



#### 3. Broil meatballs

Shape **chicken mixture** into **12 meatballs**, about 1 tablespoon each. Transfer to prepared baking sheet, spaced at least ½-inch apart. Drizzle with **oil**.

Broil on upper oven rack until just starting to brown and cooked through, 5–8 minutes (watch closely as broilers vary).



#### 6. Check us out!

Want to see helpful cooking tips, tricks, and bonus Dinnerly content? Follow us on Instagram @dinnerly or TikTok @dinnerlyus for more!