

# DINNERLY



## Fast! Chicken Breast & Hummus Platter with Greek Salad, Toasted Pita & Feta



under 20min



2 Servings

We don't have any vegetable jokes. But if you do, please LETTUCE know. In the meantime, we'll be double-fisting warm pita with this plate of lean chicken breast, savory hummus and crisp salad loaded with feta. We've got you covered!

### WHAT WE SEND

- 2 plum tomatoes
- 1 romaine heart
- 2 Mediterranean pitas <sup>1,2,3</sup>
- 10 oz pkg boneless, skinless chicken breast
- 2 (2 oz) hummus <sup>1</sup>
- 2 oz feta <sup>4</sup>

### WHAT YOU NEED

- olive oil
- white wine vinegar (or apple cider vinegar)
- kosher salt & ground pepper

### TOOLS

- medium skillet

### ALLERGENS

Sesame (1), Soy (2), Wheat (3), Milk (4).  
May contain traces of other allergens.  
Packaged in a facility that packages gluten containing products.

### NUTRITION PER SERVING

Calories 870kcal, Fat 54g, Carbs 54g, Protein 50g




#### 1. Prep salad

Preheat broiler with a rack in the top position.

Cut **tomatoes** in half lengthwise, then thinly slice into half-moons. Thinly slice **lettuce** crosswise, discarding end.


In a large bowl, whisk together **2 tablespoons oil** and **1 tablespoon vinegar**; season to taste with **salt** and **pepper**. Add tomatoes, tossing to coat; set aside to marinate.



#### 4. Assemble & serve

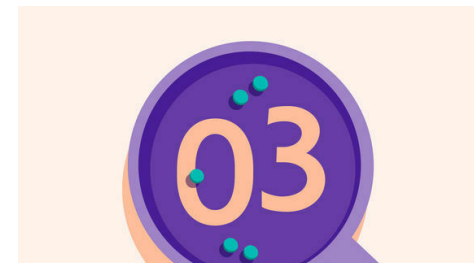
Divide **hummus** between plates. Use a spoon to create a small well in the center; fill with **oil** and **a pinch each of salt and pepper**. Add **lettuce** to bowl with **tomatoes**, tossing to coat. Divide salad between plates, then coarsely crumble **feta** over top. Add **chicken** alongside.

Serve **chicken, salad, and hummus platters** with **toasted pita** for dipping. Enjoy!



#### 2. Toast pitas

Brush **pitas** all over with **oil**. Broil directly on top oven rack until toasted and browned in spots, 1–2 minutes per side (watch closely as broilers vary). Cut into wedges.




#### 3. CHICKEN VARIATION

Pat **chicken** dry and season all over with **salt** and **pepper**. Heat **1 tablespoon oil** in a medium skillet over medium-high. Add chicken and cook until golden brown and cooked through, 3–4 minutes per side. Transfer to a cutting board to rest, 5 minutes.



#### 5. ...

What were you expecting, more steps?



#### 6. ...

You're not gonna find them here! Kick back, relax, and enjoy your Dinnerly!