

DINNERLY



Appy Hour! Bacon-Cheddar Pinwheels with Ranch Dressing



20-30min



2 Servings

It's hard not to play with your food when it looks this adorable, but the smell of the cheesy bacon filling might have you stuffing your face immediately. How does this appetizer come together in only three steps? It's all thanks to our ready-to-bake pie dough—just unroll, layer on ranch dressing, cheese, bacon, and scallions, then roll up again. We've got you covered! (2-p plan makes 12 pinwheels; 4-p plan makes 24)

WHAT WE SEND

- 2 scallions
- 4 oz pkg thick-cut bacon
- 2 (8.8 oz) pie dough ¹
- 2 (1½ oz) ranch dressing ^{3,7}
- 2 oz shredded cheddar-jack blend ⁷

WHAT YOU NEED

TOOLS

- rimmed baking sheet
- parchment paper
- medium skillet

COOKING TIP


If you add cold bacon to a hot pan, it will curl up, making it hard to crisp evenly. Start with a cold pan, then heat and render the fat slowly for maximum crispiness and pan drippings.

ALLERGENS

Wheat (1), Egg (3), Milk (7). May contain traces of other allergens. Packaged in a facility that packages gluten containing products.

NUTRITION PER SERVING

Calories 190kcal, Fat 14g, Carbs 9g, Protein 6g



1. Prep ingredients

Preheat oven to 425°F with a rack in the center. Line a rimmed baking sheet with parchment paper. Soften **1 pie dough** at room temperature for 20 minutes (save rest for own use).

Thinly slice **scallions**.

Place **bacon** in a medium skillet. Cook over medium heat until fat is rendered and bacon is crisp, 3–5 minutes per side. Transfer to a paper towel-lined plate. Let cool, then finely chop.



2. Make pinwheels

Roll **pie dough** out to a 12-inch circle. Evenly spread **half of the ranch dressing** over top, leaving a ½-inch border along the edges. Sprinkle with **cheese, bacon, and all but 1 tablespoon scallions**.


Roll into a tight cylinder. Cut the loose edges off each end, then cut into 12 equal pieces.




3. Bake & serve

Place **rolls** on prepared baking sheet, spaced 2 inches apart. Bake on center oven rack until golden brown, 18–20 minutes. Let cool slightly.

Serve **bacon-cheddar pinwheels** with **remaining scallions** over top and **remaining ranch** alongside. Enjoy!



What were you expecting, more steps?



You're not gonna find them here!



Kick back, relax, and enjoy your Dinnerly!