

# DINNERLY



## Chicken Sausage & Rice Stuffed Peppers with Grated Parm



30-40min



2 Servings

Are you ready to get seriously stuffed? With these tender roasted peppers full of Italian chicken sausage, marinara sauce, rice, and cheese? Before serving, we stick them under the broiler until just golden, so every bite is equal parts cheesy and delicious. We've got you covered!

### WHAT WE SEND

- 5 oz jasmine rice
- 2 green bell peppers
- ¾ oz Parmesan <sup>7</sup>
- ½ lb uncased Italian chicken sausage
- 8 oz marinara sauce

### WHAT YOU NEED

- kosher salt & ground pepper
- olive oil
- garlic

### TOOLS

- saucepan
- rimmed baking sheet
- microplane or grater
- medium ovenproof skillet

### ALLERGENS

Milk (7). May contain traces of other allergens. Packaged in a facility that packages gluten containing products.

### NUTRITION PER SERVING

Calories 670kcal, Fat 21g, Carbs 78g, Protein 37g



#### 1. Cook rice

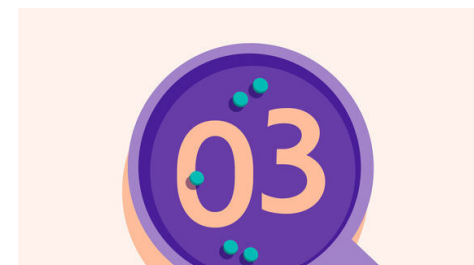
Preheat broiler with a rack in the top position.

In a small saucepan, combine **rice, 1¼ cups water**, and **½ teaspoon salt**; bring to a boil over high heat. Cover and cook over low until rice is tender and water is absorbed, about 17 minutes. Keep covered off heat until step 4.



#### 2. Broil peppers


Halve **peppers** from top to bottom to make 4 equal halves; discard stems and seeds. Place on a rimmed baking sheet; lightly sprinkle with **salt** and drizzle with **oil**. Broil on top oven rack until slightly charred and tender, flipping halfway through cooking time, 10–15 minutes (watch closely as broilers vary).



#### 3. Cook filling


While **peppers** broil, finely chop 2 **teaspoons garlic**. Finely grate **Parmesan**, if necessary.

Heat 1 **tablespoon oil** in a medium ovenproof skillet over medium-high. Add **chicken sausage** and a **pinch each of salt and pepper**. Cook, breaking up into smaller pieces, until golden-brown and cooked through, 5–7 minutes. Stir in **chopped garlic**.



#### 4. Stuff peppers

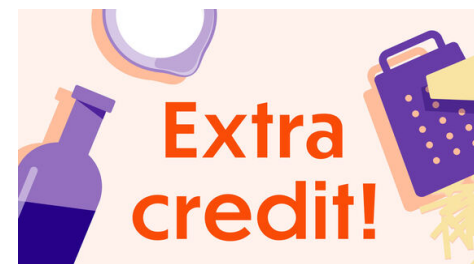
To skillet with **chicken sausage**, stir in **half of the rice** and **¼ cup marinara sauce**. Season to taste with **salt** and **pepper**. Fill **peppers** with **chicken sausage filling** directly on baking sheet, then transfer peppers back to same skillet.



#### 5. Broil peppers & serve

Pour **remaining marinara sauce** over **peppers**. Top with **half of the Parmesan**. Broil on top oven rack until sauce is bubbling and cheese is browned in spots, 3–5 minutes (watch closely).

Serve **stuffed peppers** with **remaining Parmesan** sprinkled over top and **remaining rice** alongside. Enjoy!



#### 6. Make it low-carb!

Swap out the jasmine rice for riced cauliflower for even more veggies!