

# DINNERLY



## Appy Hour! Cheeseburger Nacho Fries with Pickles



30-40min



2 Servings

Best part of football games? The tailgate food! We dreamt up beefy tacos, nachos, and loaded fries, all rolled into one flavorful bite. We've got you covered!

## WHAT WE SEND

- 1 russet potato
- 1 yellow onion
- 3¼ oz dill pickles
- 2 oz shredded fontina <sup>7</sup>
- 2 scallions
- 10 oz pkg grass-fed ground beef

## WHAT YOU NEED

- olive oil
- kosher salt & ground pepper
- butter <sup>7</sup>
- all-purpose flour (or gluten-free alternative)
- ¾ cup milk <sup>7</sup>
- ketchup

## TOOLS

- rimmed baking sheet
- small saucepan
- medium skillet

## ALLERGENS

Milk (7). May contain traces of other allergens. Packaged in a facility that packages gluten containing products.

## NUTRITION PER SERVING

Calories 920kcal, Fat 51g, Carbs 59g, Protein 43g



### 1. Roast potatoes

Preheat oven to 450°F with racks in the upper and lower thirds.

Scrub **potato**, then cut into ¼-inch rounds. Toss on a rimmed baking sheet with **2 tablespoons oil** and **a generous pinch each of salt and pepper**. Roast on upper oven rack, without flipping, until tender and browned underneath, about 20 minutes.



### 2. Prep ingredients

Meanwhile, finely chop ½ cup **onion**.


Finely chop **half of the pickles** (save rest for own use).

Trim **scallions**, then thinly slice.




### 3. Make cheese sauce

Melt **1 tablespoon butter** in a small saucepan over medium-high. Whisk in **1 tablespoon flour** and cook until toasted and nutty, 1 minute. Slowly whisk in **¾ cup milk**; bring to a simmer. Reduce heat to medium and cook, whisking, until slightly thickened, about 3 minutes. Off heat, stir in **cheese**; season to taste with **salt** and **pepper**. Set aside until step 5.



### 4. Cook burger topping

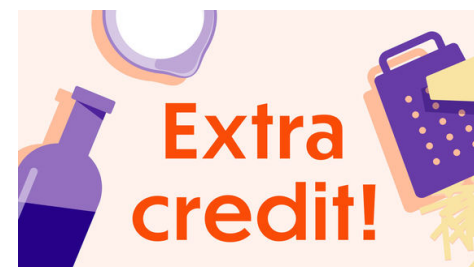
Heat **2 teaspoons oil** in a medium skillet over medium-high. Add **chopped onions** and cook, stirring, until tender and translucent, about 1 minute. Add **beef** and **a generous pinch each of salt and pepper**; cook, breaking up meat into smaller pieces, until cooked through, 3–4 minutes. Off heat, stir in **2 tablespoons ketchup**.



### 5. Assemble & serve

Switch oven to broil. Spoon **burger topping** over **potatoes**, then pour **cheese sauce** over top. Broil on upper oven rack until golden brown and bubbling, 1–2 minutes (watch closely as broilers vary).

Serve **cheeseburger nacho fries** with **pickles** and **scallions** over top and with **ketchup** alongside. Enjoy!



### 6. Make it a touchdown!

Why do we love burgers and tacos? Because we get to pile both high with all of the condiments! Load these nachos up with fresh pico de gallo, pickled jalapeños, guacamole, and anything else your tastebuds desire.