

DINNERLY



Sesame-Scallion Stir-Fry & Readymade Chicken

with Udon Noodles



under 20min



2 Servings

Picture a big, beautiful bowl of slippery noodles, and all the endless possibilities. There are so many ways to enjoy one of our favorite carbs, but tonight we're keeping it simple with ready to heat chicken and a real winner of a sauce: fragrant scallions and garlic with tamari soy sauce and a sprinkle of sesame seeds. We've got you covered!

WHAT WE SEND

- 2 scallions
- 7 oz udon noodles ¹
- 1 pkt crushed red pepper
- 2 oz tamari soy sauce ⁶
- ½ lb pkg ready to heat chicken
- ¼ oz pkt toasted sesame seeds ¹¹

WHAT YOU NEED

- kosher salt & ground pepper
- garlic
- neutral oil
- apple cider vinegar (or white wine vinegar)
- sugar

TOOLS

- medium pot
- medium nonstick skillet

ALLERGENS

Wheat (1), Soy (6), Sesame (11). May contain traces of other allergens. Packaged in a facility that packages gluten containing products.

NUTRITION PER SERVING

Calories 710kcal, Fat 25g, Carbs 82g, Protein 41g




1. Prep ingredients

Bring a medium pot of **salted water** to a boil over high.

Finely chop **2 teaspoons garlic**. Trim ends from **scallions**, then thinly slice.

Add **noodles** to boiling water. Cook, stirring occasionally to prevent sticking, until al dente, about 5 minutes. Drain, then rinse with cold water; set aside for step 4.



2. Make sauce

Meanwhile, heat **2 tablespoons oil** in a medium nonstick skillet over medium-high. Add **scallions, garlic, and red pepper flakes** (use less depending on heat preference); cook, stirring, until sizzling and fragrant, and scallions are bright green, 2–3 minutes. Transfer to a small bowl; stir in **tamari, 2 tablespoons water, 1 tablespoon vinegar, and 2 teaspoons sugar**; set aside.




3. CHICKEN VARIATION

Cut or tear **chicken** into bite-size pieces.



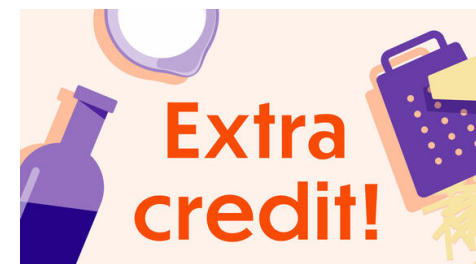
4. Add noodles & sauce

To same skillet add **chicken**, add **noodles and scallion sauce**; cook over medium heat, tossing until heated through, about 1 minute. Season to taste with **salt and pepper**.



5. Serve

Serve **chicken and ramen stir-fry** with **sesame seeds** sprinkled over top. Enjoy!



6. Add some greens

Quickly steam some broccoli florets to toss in with the noodles and chicken. You can also use snow peas, green beans, or any other veggies you have lying around!