

# DINNERLY



## Speedy Recipe! Low-Cal BBQ Beef Sandwich

with Romaine Wedge



ca. 20min



2 Servings

This meal will make you feel like a real deal pit-master for at least one night—minus all the "low and slow" (which for us translates to: "time we don't have while everyone is ravenously waiting for dinner to be ready.") So we took a shortcut to this BBQ beef sandwich by using shredded beef mixed with sweet and smoky barbecue sauce. It's BBQ in no time. We've got you covered!

### WHAT WE SEND

- 1 romaine heart
- 1½ oz ranch dressing <sup>3,7</sup>
- ¼ oz granulated garlic
- ½ lb pkg ready to heat shredded beef <sup>1,6</sup>
- 2 potato buns <sup>1,7,11</sup>
- 4 oz barbecue sauce

### WHAT YOU NEED

- olive oil
- kosher salt & ground pepper

### TOOLS


- medium nonstick skillet

### ALLERGENS

Wheat (1), Egg (3), Soy (6), Milk (7), Sesame (11). May contain traces of other allergens. Packaged in a facility that packages gluten containing products.

### NUTRITION PER SERVING

Calories 610kcal, Fat 32g, Carbs 54g, Protein 31g



#### 1. Prep wedges & dressing

Trim end from **romaine**, then cut in half crosswise. Halve each piece lengthwise, keeping wedges intact; set aside until step 4.

In a medium bowl, stir to combine **ranch dressing** and ¼ **teaspoon granulated garlic**. Set aside until step 4.



#### 4. Finish & serve

Transfer **beef** to **buns**. Top with **remaining barbecue sauce**. Spoon **garlic-ranch dressing** over **romaine wedges** and season with **a few grinds of pepper**.

Serve **BBQ beef sandwiches** with **wedge salad** alongside. Enjoy!



#### 2. Prep beef & toast buns

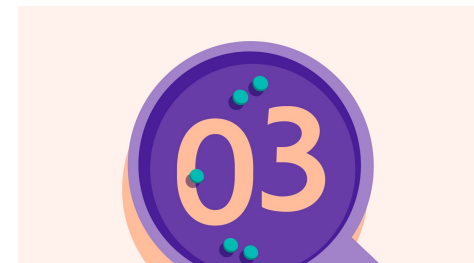
Transfer **beef** to a second medium bowl; using your fingers or two forks, break up into bite-sized pieces. Stir in ¼ **teaspoon granulated garlic**.

Heat 1 **tablespoon oil** in a medium nonstick skillet over medium-high. Place **buns** in skillet, cut side-down, and cook until lightly toasted, 1–2 minutes. Transfer to plates.




#### 5. ...

What were you expecting, more steps?



#### 3. Cook beef

Heat 1 **tablespoon oil** in same skillet over medium-high. Add **beef** and cook, without stirring, until browned and crisp in spots, about 4 minutes. Add ¼ **cup water** and **half of the barbecue sauce**. Cook, stirring, until sauce is slightly reduced and coats beef, 1–2 minutes.



#### 6. ...

You're not gonna find them here! Kick back, relax, and enjoy your Dinnerly!