

DINNERLY



Grilled Teriyaki Chicken with Jasmine Rice

& Miso Butter Corn on the Cob



30-40min



2 Servings

Mi-so hungry for literally everything on this plate. We've got you covered!

WHAT WE SEND

- 5 oz jasmine rice
- 0.63 oz miso paste ⁶
- ½ oz honey
- 2 scallions
- 1 ear of corn
- 10 oz pkg boneless, skinless chicken breast
- 2 oz teriyaki sauce ^{1,6}

WHAT YOU NEED

- 1 Tbsp unsalted butter ⁷
- neutral oil

TOOLS

- grill, grill pan, or broiler
- small saucepan

ALLERGENS

Wheat (1), Soy (6), Milk (7). May contain traces of other allergens. Packaged in a facility that packages gluten containing products.

NUTRITION PER SERVING

Calories 650kcal, Fat 15g, Carbs 83g, Protein 42g



1. Cook rice

Preheat grill to medium-high, if using. In a small saucepan, combine **rice** and **1¼ cups water**; bring to a boil over high heat. Cover and cook over low heat until rice is tender and water is absorbed, 17–20 minutes. Keep covered off heat until ready to serve.



2. Prep ingredients

In a large bowl, stir together **miso**, **honey**, and **1 tablespoon softened butter** until combined. Set aside.


Trim **scallions**; thinly slice. Shuck **corn**, removing any strings; carefully cut in half crosswise.

Pat **chicken** dry. In a small bowl, coat chicken with **1 tablespoon each of teriyaki sauce and oil**.




3. Grill corn

Preheat grill pan to medium-high, if using. Brush grill grates with **oil**. Grill **corn**, turning occasionally, until charred on all sides and fully tender, about 10 minutes. Transfer to bowl with **miso butter** along with **half of the scallions**; toss until evenly coated.



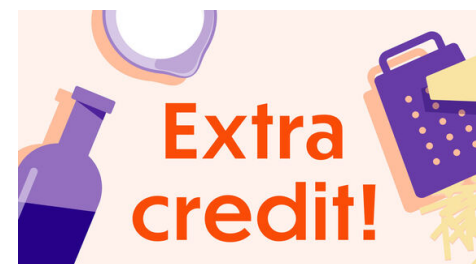
4. Grill chicken

Grill **chicken** until deeply charred in spots and cooked through, 3–4 minutes per side. Brush chicken with **remaining teriyaki sauce** during the last minute of cooking, flipping chicken frequently, until sauce is sticky and caramelized. Transfer to a cutting board to rest, 5 minutes.



5. Serve

Thinly slice **chicken**, if desired. Serve with **rice** and **miso butter corn**. Garnish with **remaining scallions**. Enjoy!



6. Rate your plate!

When you rate your meals we can give you more of the flavors you love. Tell us what you thought of this recipe on the app or website.