

DINNERLY



Seared Steak with Garlic-Roasted Potato Wedges



20-30min



2 Servings

If you've never eaten 5 star-worthy steak frites in your sweatpants, we'd highly recommend. No, we're not talking about a steakhouse with a very lax dress code, we're talking about quick and easy home cooking. A well-seasoned steak with buttery pan sauce and a side of garlicky potatoes is all you need for a perfect night in. We've got you covered!

WHAT WE SEND

- 2 potatoes
- ¼ oz steak seasoning
- ¼ oz granulated garlic
- ½ lb pkg sirloin steak

WHAT YOU NEED

- olive oil
- kosher salt & ground pepper
- butter ⁷

TOOLS

- rimmed baking sheet
- medium heavy skillet (preferably cast-iron)

ALLERGENS

Milk (7). May contain traces of other allergens. Packaged in a facility that packages gluten containing products.

NUTRITION PER SERVING


Calories 590kcal, Fat 36g, Carbs 46g, Protein 23g



1. Roast potato wedges

Preheat oven to 450°F with a rack in the lower third.


Scrub **potatoes** and cut lengthwise into ½-inch wedges. Toss on a rimmed baking sheet with **1 tablespoon oil**; season with **salt and pepper**. Roast on lower oven rack until crispy and golden-brown on the bottom, about 20 minutes. Flip and continue roasting until browned all over, about 5 minutes more.



4. Make pan sauce & serve


Melt **2 tablespoons butter** in reserved skillet over medium heat. Remove from heat and stir in **any resting juices** from cutting board. Thinly slice **steak**, if desired.

Serve **seared steak** with **pan sauce** drizzled over top and **garlic potato wedges** alongside. Enjoy!



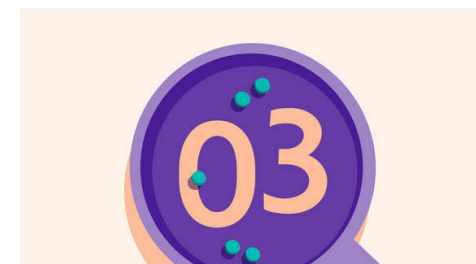
2. Cook steaks

Once **potatoes** are flipped, pat **steaks** dry; rub all over with **steak seasoning**. Heat **1 tablespoon each of butter and oil** in a medium heavy skillet (preferably cast-iron) over medium-high. Add steaks; cook until lightly charred and medium-rare, 2–3 minutes per side (or longer for desired doneness). Transfer to a cutting board to rest, about 5 minutes. Reserve skillet for step 4.




5. ...

What were you expecting, more steps?



3. Add garlic to potatoes

Toss **roasted potatoes** on baking sheet with ¼ **teaspoon granulated garlic** along with a **drizzle of oil**. Using tongs or a spoon, carefully toss to combine. Return to lower oven rack and roast until garlic is fragrant, about 1 minute more.



6. ...

You're not gonna find them here! Kick back, relax, and enjoy your Dinnerly!