

DINNERLY



Oven-Baked Chicken Fried Chicken with Gravy, Mashed Potatoes & Green Beans



40-50min



2 Servings

Chicken fried chicken is as Southern as it gets—but it turns out, you can skip the frying part and make it just as delicious. We bread chicken breast in biscuit mix and egg before sending it into the oven for a crispy, juicy masterpiece instead of an oily mess. You can't eat chicken this good without a creamy gravy, and we'll gladly eat our veggies when it's mashed potatoes and buttery green beans. We've got you covered!

WHAT WE SEND

- 2 potatoes
- 10 oz pkg boneless, skinless chicken breast
- 2½ oz biscuit mix ^{2,1,4,3}
- ¼ oz all-purpose spice blend
- 1 pkt chicken broth concentrate
- ½ lb green beans

WHAT YOU NEED

- kosher salt & ground pepper
- 7 Tbsp butter ¹
- ¼ cup + 2 Tbsp milk ¹
- 1 large egg ²
- all-purpose flour ³

TOOLS

- medium saucepan
- potato masher or fork
- parchment paper
- rimmed baking sheet
- small saucepan
- microwave

ALLERGENS

Milk (1), Egg (2), Wheat (3), Soy (4). May contain traces of other allergens. Packaged in a facility that packages gluten containing products.

NUTRITION PER SERVING


Calories 970kcal, Fat 54g, Carbs 78g, Protein 48g



1. Cook potatoes

Preheat oven to 450°F with a rack in the upper third.

Peel **potatoes**; cut into 1-inch pieces. Add to a medium saucepan with enough **salted water** to cover by 1 inch. Bring to a boil over high heat, then cook over medium-low until easily pierced with a fork, 13–15 minutes. Drain potatoes and return to saucepan off heat.



4. Make gravy


Meanwhile, melt **2 tablespoons butter** in a small saucepan over medium heat. Add **1½ tablespoons flour**; cook, whisking constantly, 1 minute. Slowly mix in **1 cup water, broth concentrate, 2 tablespoons milk, and remaining all-purpose seasoning**. Bring to a boil. Simmer over medium-low heat until thickened and coats back of a spoon, 2–4 minutes. Season to taste with **salt and pepper**.



2. Mash potatoes

To saucepan, add **4 tablespoons butter**; mash with a potato masher or fork until smooth. Stir in **¼ cup milk** (or more for desired consistency); season to taste with **salt and pepper**. Keep covered until ready to serve.

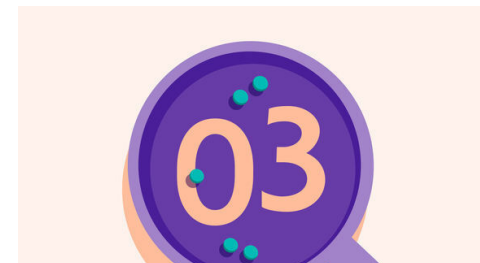
Pat **chicken** dry. Season with **salt and pepper**.



5. GREEN BEANS VARIATION

Trim stem ends from **green beans**. In a medium microwave-safe bowl, combine **green beans** and **1 tablespoon butter**; season with **salt and pepper**. Cover and microwave on high until bright green and hot, 1–3 minutes.

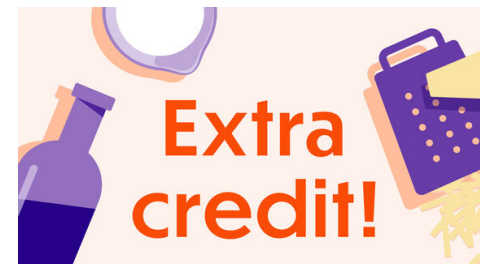
Serve **chicken fried chicken** with **mashed potatoes, green beans, and gravy**. Enjoy!



3. Bread & bake chicken

In a shallow dish, whisk together **biscuit mix** and **2½ teaspoons all-purpose seasoning**. In a second shallow dish, beat **1 large egg**.

Coat **chicken** in biscuit mix, then dip in egg. Let excess egg drip back into dish, then return to biscuit mix. Transfer to a parchment-lined rimmed baking sheet. Bake on upper oven rack until golden brown and chicken is cooked through, 20–25 minutes.



6. Check us out!

Want to see helpful cooking tips, tricks, and bonus Dinnerly content? Follow us on Instagram @dinnerly or TikTok @dinnerlyus for more!