

DINNERLY



Grilled Garlic-Herb Chicken Breast with Potato Salad & Grilled Zucchini



30-40min



2 Servings

Get the 'gram ready to show off those grill lines this summer! It's time to dust off that grill you used once, then stashed away in the garage for the past 3 years. This fast and furious recipe will have you making up for lost time with quick-cooking chicken breasts seasoned with an aromatic and herby Tuscan spice blend. Paired with creamy potato salad and grilled zucchini, you'll squash the competition. We've got you covered!

WHAT WE SEND

- ½ lb baby potatoes
- 2 scallions
- 2 (1 oz) sour cream¹
- 10 oz pkg boneless, skinless chicken breast
- 1 zucchini
- ¼ oz Tuscan spice blend

WHAT YOU NEED

- kosher salt & ground pepper
- apple cider vinegar (or white wine vinegar)
- olive oil

TOOLS

- medium saucepan
- grill or grill pan

ALLERGENS

Milk (1). May contain traces of other allergens. Packaged in a facility that packages gluten containing products.

NUTRITION PER SERVING

Calories 460kcal, Fat 19g, Carbs 34g, Protein 38g



1. Cook potatoes

Scrub **potatoes**, then halve.

Place in a medium saucepan with enough **salted water** to cover by ½ inch; cover and bring to a boil. Cook until easily pierced with a fork, 4–5 minutes. Drain potatoes, then rinse under cold water and drain again. Lay potatoes in a single layer on a plate; chill in freezer for 10 minutes.



2. Assemble potato salad

Trim **scallions**, then thinly slice. Toss in a medium bowl with **all of the sour cream**, **2 tablespoons water**, **1 tablespoon oil**, **1 teaspoon vinegar**, and **a pinch each of salt and pepper**. Carefully stir in **potatoes**; season to taste with **salt** and **pepper**.




3. Prep chicken & zucchini

Pat **chicken** dry; lightly rub with **oil** and season all over with **salt** and **pepper**.


Trim ends from **zucchini**, then cut into ½-inch rounds. Drizzle with **oil**; season with **salt** and **pepper**.

In a medium bowl, combine **Tuscan spice blend** and **1 tablespoon oil**. Season with **salt** and **pepper**.



4. Grill zucchini

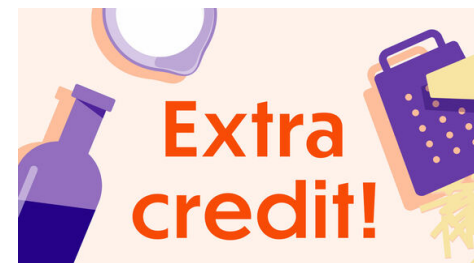
Heat a grill or grill pan to high. Lightly **oil** grill grates. Add **zucchini**; cover and cook, turning occasionally, until tender and charred in spots, 10–12 minutes. Transfer to a plate and cover to keep warm.



5. Grill chicken & serve

After **zucchini** has cooked 5 minutes, add **chicken** and cook until charred in spots and 165°F internally, 3–5 minutes per side. Transfer chicken to **Tuscan spice oil**, then let rest for 5 minutes.

Serve **chicken and any resting juices** with **grilled zucchini** and **potato salad** alongside. Enjoy!



6. No grill, no problem!

Preheat broiler with a rack in the top position. Broil zucchini on rimmed baking sheet until tender and charred in spots, flipping halfway through, about 8 minutes. Heat 1 tablespoon oil in a heavy, medium skillet over medium-high. Reduce heat to medium and cook chicken, turning, until browned on all sides and 165°F internally, 5–7 minutes.