

DINNERLY



Low-Carb Pulled Pork Bánh Mì Salad

with Radishes, Carrots & Spicy Mayo



20-30min



2 Servings

Dinnerly's resident dietitian is bringing you meals that are both ultra-satisfying and super nourishing. Of all the sandwiches in the world, a bánh mì is one of our faves. We're transforming the Vietnamese classic into a salad with the help of lots of veggies, plus hoisin pulled pork to really satisfy those cravings. We've got you covered!

WHAT WE SEND

- 2 radishes
- 6 oz carrots
- ½ lb pkg ready to heat pulled pork
- 2 oz hoisin sauce ^{2,3,4}
- 2 oz mayonnaise ^{1,3}
- 1 pkt Sriracha
- 1 bunch red leaf lettuce

WHAT YOU NEED

- apple cider vinegar (or vinegar of your choice)
- kosher salt & ground pepper
- sugar
- neutral oil

TOOLS

- rimmed baking sheet

ALLERGENS

Egg (1), Sesame (2), Soy (3), Wheat (4).
May contain traces of other allergens.
Packaged in a facility that packages gluten containing products.

NUTRITION PER SERVING

Calories 850kcal, Fat 66g, Carbs 39g, Protein 13g




1. Pickle carrots & radishes

Preheat broiler with a rack in the upper third.


Thinly slice **radishes**. Using a vegetable peeler, shave **carrots** into ribbons; cut ribbons in half crosswise.

In a medium bowl, combine **2 tablespoons each of vinegar and water**, **½ teaspoon salt**, and **1 teaspoon sugar**; whisk until sugar is dissolved. Add radish and carrots; toss well to combine. Set aside until ready to serve.



4. Serve


Serve **lettuce** topped with **pickled carrots and radishes** and **glazed pork**. Drizzle **hoisin** and **spicy mayo** over top. Enjoy!



2. PORK VARIATION

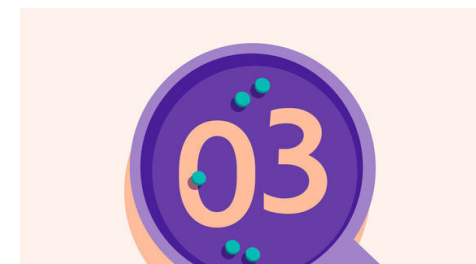
Use your fingers or two forks to break up **pork** into bite-sized pieces. Toss on a rimmed baking sheet with **1 tablespoon oil**; season with **salt** and **pepper**.

Broil on upper oven rack until golden-brown and crisp, 7–12 minutes (watch closely as broilers vary). Brush pork with **2 tablespoons hoisin**. Return to oven and broil until glazed, 1–2 minutes more.



5. ...

What were you expecting, more steps?




3. Prep sauces & lettuce

Thin **remaining hoisin** with **1 teaspoon water**.

In a small bowl, stir together **mayonnaise** and **Sriracha** (use less depending on heat preference).

Trim and discard end from **lettuce**, then chop or tear into bite-sized pieces. Toss in a medium bowl with **1 teaspoon of the pickling liquid**, **1 tablespoon oil**, and a **pinch each of salt and pepper**.



6. ...

You're not gonna find them here! Kick back, relax, and enjoy your Dinnerly!