



## Beef Shawarma Hummus Bowl

with Shepherd's Salad



ca. 20min



2 Servings

Tender and warmly spiced, shawarma is classic Middle Eastern cuisine that can take hours to prepare. Here, we use tender beef strips for a quick version that's just as satisfying. Baharat spices flavor the beef while we toss a salad of crisp cucumbers and fresh tomatoes. Shallots marinate in sumac, a citrusy spice, and we serve it all over creamy hummus with Kalamata olives and toasted pita.



## What we send

- 1 shallot
- 1 plum tomato
- 1 cucumber
- 1 oz Kalamata olives
- ¼ oz sumac
- garlic
- 10 oz pkg beef strips
- ¼ oz baharat spice blend <sup>2</sup>
- 4 (2 oz) hummus <sup>2</sup>
- 2 Mediterranean pitas <sup>1,2,3</sup>

## What you need

- red wine vinegar (or white wine vinegar)
- olive oil
- kosher salt & ground pepper

## Tools


- microplane or grater
- medium skillet
- rimmed baking sheet

## Allergens

Wheat (1), Sesame (2), Soy (3). May contain traces of other allergens. Packaged in a facility that packages gluten containing products.


## Nutrition per serving

Calories 850kcal, Fat 45g, Carbs 75g, Protein 41g



### 1. Prep ingredients

Thinly slice **shallot**. Cut **tomato** into ¼-inch pieces. Peel **cucumber**, if desired. Quarter lengthwise and remove seeds; cut into ¼-inch pieces. Remove any pits from **olives**, if necessary. Cut in half, if desired.



### 2. Marinate shallots

In a small bowl, combine **shallots**, **half of the sumac**, **2 teaspoons each of vinegar and oil**, and **¼ teaspoon salt**. Use your hands to massage seasonings into shallots. Set aside to marinate until ready to serve.



### 3. Make salad

Into a medium bowl, finely grate **1 medium garlic clove**. Add **tomatoes, cucumbers, 1 tablespoon oil**, and **2 teaspoons vinegar**. Season to taste with **salt and pepper**; mix well. Set aside until ready to serve.



### 4. BEEF STRIPS VARIATION

Pat **beef strips** dry. Toss in a medium bowl with **half of the baharat spice blend, 1 teaspoon oil, ½ teaspoon salt**, and **a couple grinds of pepper**.


Heat **1 tablespoon oil** in a medium skillet over medium-high. Add beef in a single layer and cook, undisturbed, until browned on the bottom, about 3 minutes. Stir and cook until cooked through, about 2 minutes more.



### 5. Broil pitas & assemble

Preheat broiler with a rack in the upper third. Lightly brush **pitas** all over with **oil**. Place on a rimmed baking sheet. Broil on upper oven rack until browned in spots and warmed through, 1-2 minutes per side (watch closely as broilers vary). Cut into quarters.

Divide **hummus** between bowls. Top with **beef, salad, shallots**, and **olives**. Drizzle with **oil**; serve with **pita**.



### 6. Serve

Enjoy!