

# DINNERLY



## Low-Carb Mediterranean Beef Meatloaf with Feta, Sun-Dried Tomato & Roasted Carrots



30-40min



2 Servings

It's cheesy. It's tangy. It's a little sweet. It's 100% delicious. Who needs a plus one when you can have all the quality time you need with this jazzed up beef meatloaf and roasted veggies? Spiked with feta and sun-dried tomatoes, then hit with a vinaigrette for brightness, this is the meatloaf you deserve tonight. We've got you covered!



## WHAT WE SEND

- 2 oz sun-dried tomatoes
- 1 medium bag carrots
- 1 red onion
- 2 oz feta <sup>2</sup>
- 10 oz pkg grass-fed ground beef
- 1 oz panko <sup>3</sup>

## WHAT YOU NEED

- garlic
- olive oil
- kosher salt & ground pepper
- 1 large egg <sup>1</sup>
- balsamic (or white wine vinegar)

## TOOLS

- rimmed baking sheet

## COOKING TIP


Veggies might cook faster than the meat, so keep a close eye on them and remove from oven if they're browning too quickly.

## ALLERGENS

Egg (1), Milk (2), Wheat (3). May contain traces of other allergens. Packaged in a facility that packages gluten containing products.

## NUTRITION PER SERVING


Calories 770kcal, Fat 46g, Carbs 40g, Protein 41g



### 1. Prep veggies

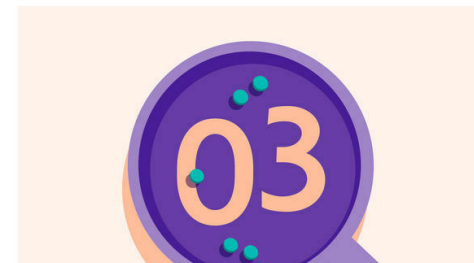
Preheat oven to 425°F with a rack in the upper third.

Finely chop **half of the sun-dried tomatoes** (save rest for own use). Scrub and trim ends from **carrots**, then halve lengthwise; cut into 2-inch pieces. Finely chop **1 teaspoon garlic**. Quarter **onion**, then finely chop ¼ cup, leaving remaining wedges whole.




### 2. Start carrots

On a rimmed baking sheet, toss **carrots** with **1 tablespoon oil**; season with **salt** and **pepper**. Roast on upper oven rack, about 5 minutes.



### 3. BEEF VARIATION


While **carrots** roast, crumble **feta** into a medium bowl. Stir in **beef**, **sun-dried tomatoes**, **panko**, **chopped garlic**, **finely chopped onions**, **1 large egg**, ½ **teaspoon salt**, and **a few grinds of pepper**. Gently knead to combine. Divide into 2 equal-sized ovals.



### 4. Roast meatloaf & veggies

Separate **onion wedge** layers; add to baking sheet with **carrots**, using tongs or a spoon to carefully toss and combine. Push veggies to edges of baking sheet, then place **meatloaves** in center.

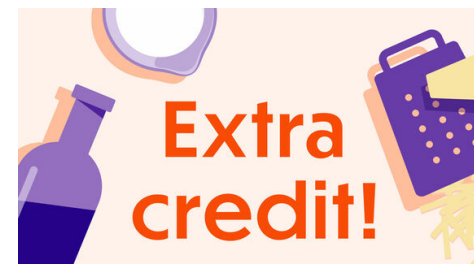
Roast on upper oven rack until meatloaves reaches 165°F internally and veggies are tender and browned in spots, 20–22 minutes.



### 5. Make dressing & serve

Meanwhile, in a small bowl, whisk to combine **2 tablespoons each of vinegar and oil** with **1 tablespoon water**; season with **salt** and **pepper**. Pour **dressing** over **roasted veggies** on baking sheet, tossing to coat. Spoon some of the **sauce** from baking sheet over meatloaves.

Serve **beef meatloaves** with **roasted carrots and onions** alongside. Enjoy!



### 6. Carbo load!

We love a low-carb dinner, but if you're in the mood for a little something extra, mashed potatoes are always a good idea!