



## Mississippi Mud Cake with Melted Marshmallows



1,5h



2 Servings

Mud has never been so appetizing. This is a chocolate cake lover's dream: a rich chocolatey base with a warm and silky chocolate frosting on top. But what's that in between? Just more chocolate chips and soft, melty marshmallows. We've got you covered! (2-p plan serves 9; 4-p plan serves 16)

## WHAT WE SEND

- 6 oz chocolate cake mix<sup>1,2,3,4</sup>
- 3 (1 oz) mini marshmallows
- 3 oz chocolate chips<sup>2,3</sup>
- 2 (2½ oz) confectioners' sugar
- 2 (¾ oz) unsweetened cocoa powder

## WHAT YOU NEED

- 1 large egg<sup>1</sup>
- butter<sup>2</sup>
- vanilla extract
- kosher salt

## TOOLS


- 8x8-inch baking dish
- handheld electric mixer
- small saucepan

## ALLERGENS

Egg (1), Milk (2), Soy (3), Wheat (4). May contain traces of other allergens. Packaged in a facility that packages gluten containing products.

## NUTRITION PER SERVING

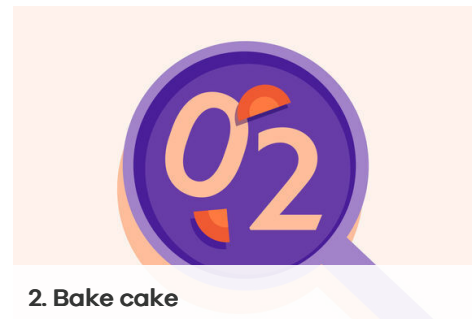
Calories 270kcal, Fat 10g, Carbs 46g, Protein 3g



### 1. Make batter

Preheat oven to 350°F with a rack in the center. Grease an 8x8-inch baking dish.

In a medium bowl, combine **cake mix**, **1 large egg**, and **½ cup water**. Using a handheld electric mixer, beat until completely smooth and shiny, about 2 minutes. Transfer to prepared baking dish and spread into an even layer.



### 2. Bake cake

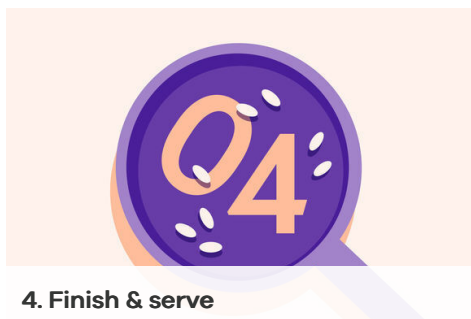
Bake on center oven rack until **cake** springs back when touched and a toothpick inserted into center comes out almost clean, about 13 minutes.

Evenly sprinkle **marshmallows** and **chocolate chips** over top. Continue baking until marshmallows are just slightly puffed and melted, 2–3 minutes. Let cool completely.



### 3. Make frosting

Melt **3 tablespoons butter** in a small saucepan over medium heat. Whisk in **cocoa powder** and **3 tablespoons water**. Cook, stirring constantly, until mixture thickens to a paste-like consistency, about 1 minute. Reduce heat to low and whisk in **confectioners' sugar**, **1 teaspoon vanilla**, and **a pinch of salt** until smooth and creamy. Remove from heat.



### 4. Finish & serve


Immediately pour **warm frosting** over **cake**, gently spreading to cover.

Set aside until frosting is set before serving **Mississippi mud cake**. Enjoy!



### 5. ...

What were you expecting, more steps?



### 6. ...

You're not gonna find them here! Kick back, relax, and enjoy your Dinnerly!