

DINNERLY



Pesto Meatloaf with Mashed Potatoes & Roasted Broccoli



30-40min



2 Servings

We were today-years-old when we realized the expression isn't actually, "Home is where the meatloaf is." But, we stand by our feelings—we even stitched it into a throw pillow. This version is lathered with creamy pesto, then served with buttery mashed potatoes and roasted broccoli. We've got you covered!

WHAT WE SEND

- 2 potatoes
- 10 oz pkg grass-fed ground beef
- 1 oz panko ³
- ½ lb broccoli
- 4 oz basil pesto ²

WHAT YOU NEED

- kosher salt & ground pepper
- 1 large egg ¹
- white wine vinegar (or apple cider vinegar)
- olive oil
- butter ²

TOOLS

- medium saucepan
- colander
- rimmed baking sheet

ALLERGENS

Egg (1), Milk (2), Wheat (3). May contain traces of other allergens. Packaged in a facility that packages gluten containing products.

NUTRITION PER SERVING

Calories 940kcal, Fat 54g, Carbs 61g, Protein 44g



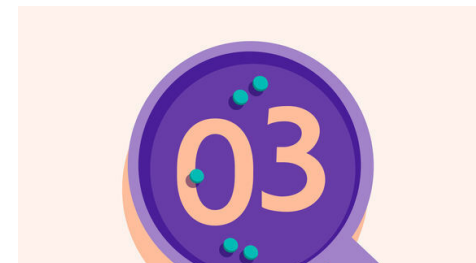
1. Cook potatoes

Preheat oven to 450°F with a rack in the center. Peel **potato**, cut into 1-inch pieces, and place in a medium saucepan with enough **salted water** to cover by 1 inch. Cover and bring to a boil over high. Uncover and cook until easily pierced with a fork, about 10 minutes. Reserve ½ cup **cooking water**; drain and return potatoes to saucepan. Cover to keep warm off the heat.



2. Shape beef & make sauce


In a medium bowl, knead to combine **beef**, **panko**, **3 tablespoons pesto**, **1 large egg**, ½ **teaspoon salt**, and **a few grinds pepper**. Evenly divide beef and shape into 2 ovals. In a small bowl, whisk together **remaining pesto** (about ¼ cup) and **1½ tablespoons vinegar**. Set aside until ready to serve.



3. Bake meatloaves


Transfer **meatloaves** to a rimmed baking sheet. Bake on center oven rack until browned on the bottom, 5–6 minutes.

Meanwhile, cut **broccoli** into ½-inch florets, if necessary.



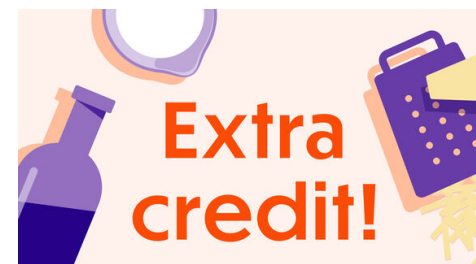
4. BROCCOLI VARIATION

Push **meatloaves** to one side of baking sheet. Add **broccoli** to opposite side and carefully toss with **1 tablespoon oil** and **a pinch each of salt and pepper**. Bake on center oven rack until meatloaves are cooked through and broccoli is tender and browned in spots, 8–9 minutes.



5. Mash potatoes & serve

Return saucepan with **potatoes** to medium heat. Add **2 tablespoons butter** and mash using a potato masher or fork. Add **reserved cooking water**, 1 tablespoon at a time, as needed until smooth; season with **salt** and **pepper**. Serve **pesto meatloaves** and **roasted broccoli** with **mashed potatoes** alongside. Drizzle **pesto sauce** over **meatloaf**. Enjoy!



6. Take it to the next level

Make a sundried tomato relish to top your meatloaf. In a small bowl, stir together ¼ cup sundried tomatoes, ½ teaspoon chopped garlic, ½ teaspoon sugar, 1 teaspoon balsamic vinegar, and 1 tablespoon oil. Season to taste with salt and pepper.