

DINNERLY



Fast! Greek Pork Cutlets & Farro Salad with Tzatziki



30min



2 Servings

This super speedy recipe with superpowered flavor is basically your new weeknight hero. We marinate cucumbers, tomatoes, and olives in a lemony and oregano-y (Is that a real word?) dressing before we throw in one of our fave grains, farro. Just sear juicy pork cutlets in a skillet and dollop on readymade tzatziki for a creamy finish. We've got you covered!

WHAT WE SEND

- 4 oz farro ³
- 1 cucumber
- 1 plum tomato
- 1 oz Kalamata olives
- 1 lemon
- ¼ oz dried oregano
- 12 oz pkg pork cutlets ^{1,2}
- 4 oz tzatziki ^{1,2}

WHAT YOU NEED

- kosher salt & ground pepper
- olive oil

TOOLS

- medium saucepan
- fine-mesh sieve
- medium skillet

COOKING TIP


No microwave? No problem! Combine farro and 2 tablespoons water in a small skillet. Cook, stirring, until just warmed through, 1–2 minutes.

ALLERGENS

Milk (1), Tree Nuts (2), Wheat (3). May contain traces of other allergens. Packaged in a facility that packages gluten containing products.


NUTRITION PER SERVING

Calories 790kcal, Fat 48g, Carbs 49g, Protein 47g



1. Cook farro

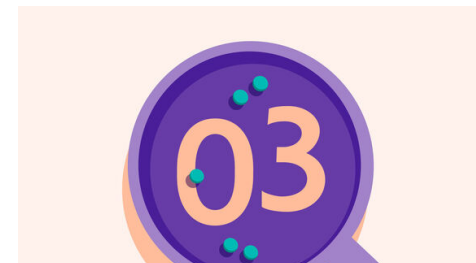
Bring a medium saucepan of **salted water** to a boil. Add **farro** and cook until tender, 18–20 minutes. Drain well; cover to keep warm off heat until ready to serve.



2. Prep ingredients

Peel **cucumber**, if desired; cut into ½-inch pieces. Cut **tomato** into ½-inch pieces. Halve **olives**. Halve **lemon**; juice one half into a medium bowl. Cut remaining half into wedges and set aside for serving.


To bowl with lemon juice, whisk in **3 tablespoons oil** and **1 teaspoon oregano**. Season to taste with **salt** and **pepper**. Stir in cucumbers, tomatoes, and olives.



3. Cook pork

Pat **pork** dry and season all over with **salt** and **pepper**.

Heat **1 tablespoon oil** in a medium skillet over medium-high. Working in batches if necessary, add pork and cook until browned and just cooked through, 1–3 minutes per side. Transfer to a plate and cover to keep warm.



4. Serve

Add **farro** to bowl with **veggies** and toss to coat. Slice **pork**, if desired.

Serve **pork** and **farro salad** over **tzatziki** with **lemon wedges** alongside. Enjoy!



5. ...

What were you expecting, more steps?



6. ...

You're not gonna find them here! Kick back, relax, and enjoy your Dinnerly!