

# DINNERLY



## Beef Tacos

with Lime Crema & Homemade Slaw



20-30min



2 Servings

Taco Monday. Taco Tuesday. Taco Wednesday. Taco Thursday. Taco Friday. Taco Saturday. Taco Sunday. We've got you covered!

## WHAT WE SEND

- 2 limes
- 14 oz cabbage blend
- 1 oz sour cream <sup>1</sup>
- 6 (6-inch) flour tortillas <sup>2,3</sup>
- ½ lb pkg sirloin steak
- ¼ oz taco seasoning

## WHAT YOU NEED

- garlic
- olive oil
- apple cider vinegar (or white wine vinegar)
- kosher salt & ground pepper

## TOOLS


- microplane or grater
- medium skillet

## ALLERGENS

Milk (1), Soy (2), Wheat (3). May contain traces of other allergens. Packaged in a facility that packages gluten containing products.

## NUTRITION PER SERVING

Calories 660kcal, Fat 35g, Carbs 64g, Protein 30g



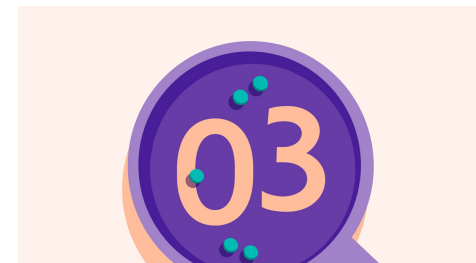
### 1. Prep ingredients

Finely chop **¾ teaspoon garlic**. Finely grate **1½ teaspoons lime zest**, then squeeze **2 tablespoons juice**, keeping zest and juice separate. Cut **remaining lime** into 4 wedges. Pat **steak** dry, thinly slice, and season all over with **taco seasoning, salt, and pepper**.



### 2. Make slaw & crema

In a large bowl, whisk together **lime zest**, **2 tablespoons oil**, **1 tablespoon vinegar**, **1 tablespoon of the lime juice**, **¼ teaspoon garlic**, and **a pinch each salt and pepper**. Add **4 cups of the shredded cabbage** to the dressing, and toss to combine. In a small bowl, whisk **sour cream**, **remaining lime juice**, and **a pinch of salt**; set aside until step 5.



### 3. Warm tortillas

Heat a medium skillet over medium-high. Cook **tortillas**, one at a time, until warmed and lightly golden, about 30 seconds on each side. Transfer to a plate and cover to keep warm.



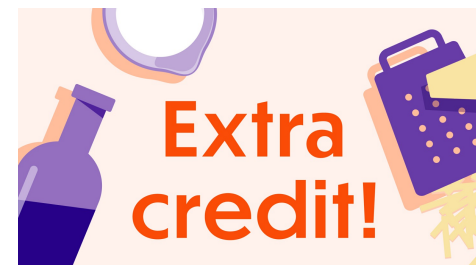
### 4. BEEF VARIATION

Heat **1 tablespoon oil** in same skillet over medium-high. Add **remaining ½ teaspoon garlic** and cook until fragrant, about 30 seconds. Add **beef** in a single layer and cook, undisturbed, until browned on the bottom, about 3 minutes. Stir and cook until cooked through, about 2 minutes more.



### 5. Assemble tacos & serve

Divide **beef** evenly among **tortillas**, spooning onto each. Drizzle **crema** over filling. Serve **beef tacos and lime crema** with **slaw** alongside, and **lime wedges** for squeezing over. Enjoy!



### 6. Spice it up!

Kick the lime crema up a notch by adding a couple of dashes of your favorite hot sauce or finely chopped chipotle in adobo.