

DINNERLY



Low-Carb Pan-Roasted Steak with Sticky-Sweet Roasted Green Beans



30min



2 Servings

We know that the juicy steak sells itself, but don't ever underestimate the power of a perfectly prepared side of green beans. Caramelized and golden-brown and glazed in Thai sweet chili sauce - to us, these are perfect. We've got you covered!

WHAT WE SEND

- ½ lb green beans
- ½ lb pkg sirloin steak
- 3 oz Thai sweet chili sauce
- ¼ oz pkt toasted sesame seeds¹

WHAT YOU NEED

- olive oil
- kosher salt & ground pepper

TOOLS

- rimmed baking sheet
- medium skillet

ALLERGENS

Sesame (1). May contain traces of other allergens. Packaged in a facility that packages gluten containing products.

NUTRITION PER SERVING


Calories 370kcal, Fat 20g, Carbs 34g, Protein 20g



1. GREEN BEAN VARIATION

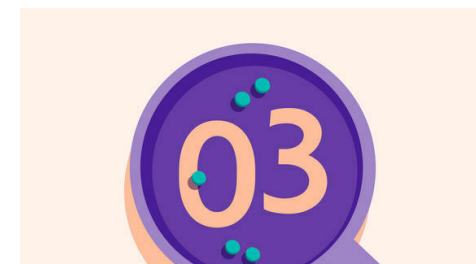
Preheat oven to 450°F with a rack in the upper third.

Trim stem ends from **green beans**.




2. Roast green beans

On a rimmed baking sheet, toss to combine **green beans**, **1 tablespoon oil**, and **a pinch each of salt and pepper**. Roast on upper oven rack until tender and browned in spots, 12–15 minutes.




3. Cook steaks

Pat **steaks** dry, and season all over with **salt** and **pepper**. Heat **1 tablespoon oil** in a medium skillet over medium-high until shimmering. Add steaks and cook until well browned and medium-rare, 2–3 minutes per side (or longer for desired doneness). Transfer to a cutting board to rest until step 5.



4. Glaze green beans

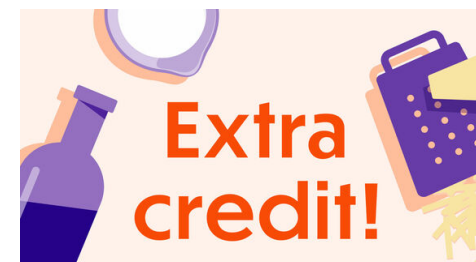
Once **green beans** are browned, remove from oven and drizzle with **Thai chili sauce**. Use tongs or a spoon to carefully toss directly on the baking sheet. Return green beans to oven and continue roasting until sauce is bubbling and green beans are caramelized, 1–2 minutes (watch closely as ovens vary).



5. Finish & serve

Thinly slice **steaks**, if desired.

Serve **steak** alongside **sticky-sweet green beans** with **sesame seeds** sprinkled over top. Enjoy!



6. Carb it up

We made this a low-carb meal by design but if you're in the mood for a carby side, then serve this over a bed of sticky rice or add some chopped sweet potatoes to the sheet pan with your green beans in step 2.