

DINNERLY



Chicken Teriyaki Meatballs with Rice & Green Beans



20-30min



2 Servings

Sometimes you've got to get a plate of food and smother it in teriyaki sauce, y'know? Just make sure that plate includes roasted chicken meatballs, crisp-tender green beans, and fluffy jasmine rice with toasted sesame seeds sprinkled all over top. We've got you covered!

WHAT WE SEND

- 5 oz jasmine rice
- 2 scallions
- ½ lb green beans
- 10 oz pkg ground chicken
- 1 oz panko ¹
- 2 oz teriyaki sauce ^{1,3}
- ¼ oz pkt toasted sesame seeds ²

WHAT YOU NEED

- neutral oil
- kosher salt & ground pepper
- garlic
- distilled white vinegar (or vinegar of your choice)
- sugar

TOOLS

- rimmed baking sheet
- small saucepan
- medium skillet

ALLERGENS

Wheat (1), Sesame (2), Soy (3). May contain traces of other allergens. Packaged in a facility that packages gluten containing products.

NUTRITION PER SERVING


Calories 680kcal, Fat 18g, Carbs 85g, Protein 43g



1. Cook rice

Preheat oven to 450°F with a rack in the upper third. Lightly **oil** a rimmed baking sheet.

In a small saucepan, combine **rice, 1¼ cups water**, and ½ **teaspoon salt**; bring to a boil over high heat. Reduce heat to low, cover, and cook until rice is tender and water is absorbed, about 17 minutes. Keep covered off heat until ready to serve.



4. Cook teriyaki sauce

Meanwhile, in a medium skillet, stir to combine **teriyaki sauce, remaining chopped garlic and scallions, 2 tablespoons water, 2 teaspoons each of oil and vinegar**, and ½ **teaspoon sugar**; bring to a simmer over medium-low heat.


When **meatballs** have finished roasting, transfer to skillet and toss to coat.



2. Prep meatballs

Finely chop **2 teaspoons garlic**. Trim ends from **scallions**, then thinly slice. Trim ends from **green beans**.

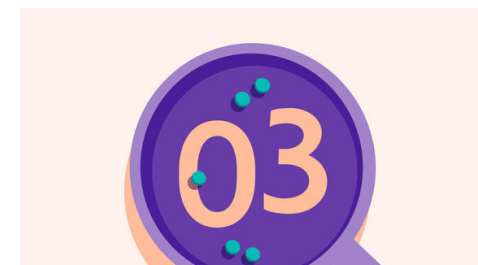
In a medium bowl, mix to combine **chicken, ½ cup panko, half each of the chopped garlic and scallions, 1 teaspoon salt**, and a **few grinds of pepper**. Shape into **12 meatballs**, about 1 tablespoon each.



5. Finish & serve

Fluff **rice** with a fork.

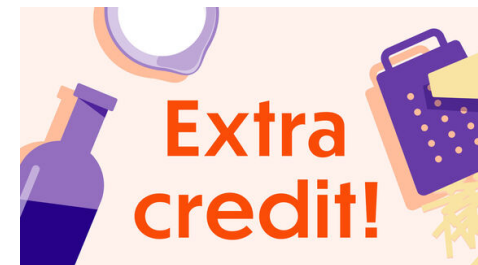
Serve **teriyaki meatballs** over **rice** with **green beans** alongside. Sprinkle with **toasted sesame seeds**. Enjoy!



3. GREEN BEAN VARIATION

Transfer **meatballs** to one side of prepared baking sheet, spaced at least ½-inch apart. Drizzle with **oil**. On open side, toss **green beans** with **1 tablespoon oil**; season with **salt** and **pepper**.

Roast on upper oven rack until green beans are tender and charred in spots and meatballs are browned and cooked to 165°F internally, 10–15 minutes.



6. More veggies please!

Bulk up your plate by roasting carrots, peppers, onions, or any other veggies you have in the fridge along with the green beans in step 3.