

# DINNERLY



## Low-Carb Flying Dutchman Lamb Burger with Special Sauce & Romaine Salad



30-40min



2 Servings

Have you ever heard of a more fun name for a burger? Neither have we. We've got you covered!

### WHAT WE SEND

- 1 yellow onion
- 1 romaine heart
- 1 plum tomato
- 3¼ oz dill pickles
- 10 oz pkg ground lamb
- ¼ oz Dijon mustard
- 2 oz shredded cheddar-jack blend <sup>2</sup>
- 1 oz mayonnaise <sup>1,3</sup>

### WHAT YOU NEED

- kosher salt & ground pepper
- neutral oil
- ketchup

### TOOLS


- large nonstick skillet

### ALLERGENS

Egg (1), Milk (2), Soy (3). May contain traces of other allergens. Packaged in a facility that packages gluten containing products.

### NUTRITION PER SERVING


Calories 780kcal, Fat 61g, Carbs 21g, Protein 36g



#### 1. Prep ingredients

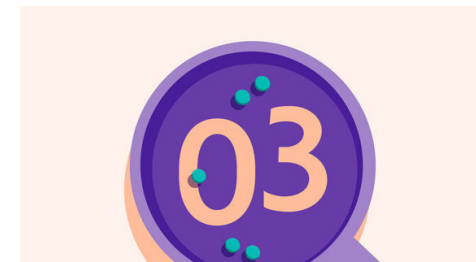
Trim ends from **onion** and peel off outer skin. Cut into ½-inch thick slices, keeping rings intact and ensuring that you have 4 slices total.

Thinly slice **romaine**. Cut **tomato** into ½-inch pieces. Finely chop **half of the pickles**.



#### 2. LAMB VARIATION

Divide **ground lamb** into 2 equal portions, then shape each portion into a ½-inch thick patty. Season patties all over with **salt** and **pepper**. Divide **half of the mustard** between patties and brush into a thin layer on 1 side of each patty.




#### 3. Cook onion "buns"

Heat **2 tablespoons oil** in a large nonstick skillet over medium-high. Add **onion slabs** and cook until deeply browned on the bottom, 4–6 minutes. Gently flip, keeping rings intact, and sprinkle **1 tablespoon of cheese** onto the top of each onion slab. Continue cooking until the bottom is deeply golden brown. Transfer onions to a cutting board, cheese side up.



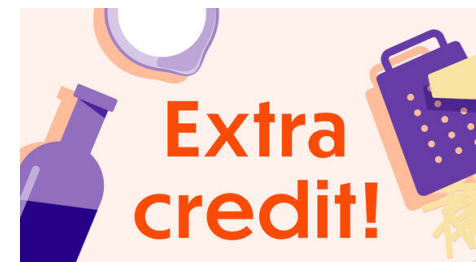
#### 4. Cook burgers

Add **burgers** to same skillet, **mustard side up**. Cook until browned on bottom, 2–3 minutes. Flip and cook until browned on the other side, 1–3 minutes more. Divide **remaining cheese** between the patties.



#### 5. Finish & serve

Sandwich the burgers between the onions, as if the onions are the buns. In a small bowl, stir together **mayonnaise**, **chopped pickles**, **remaining mustard**, and **2 tablespoons ketchup**. Season to taste with **salt** and **pepper**. Serve **burgers** and **salad** alongside **special sauce** and **remaining pickles**.



#### 6. Check us out!

Want to see helpful cooking tips, tricks, and bonus Dinnerly content? Follow us on Instagram @dinnerly or TikTok @dinnerlyus for more!