

DINNERLY



Chicken Lo Mein with Carrots & Scallions



30min



2 Servings

You can't be feeling low when you've got lo mein on your plate! A few simple ingredients prove that the sum is greater than its parts: tender chicken strips, thinly sliced carrots and scallions, and stir-fry sauce come together to make something magical. We've got you covered!

WHAT WE SEND

- 2 scallions
- 3 oz carrots
- ½ lb pkg chicken breast strips
- 2 (2½ oz) Chinese egg noodles ^{1,3}
- 3 oz stir-fry sauce ^{2,3}

WHAT YOU NEED

- kosher salt & ground pepper
- garlic
- neutral oil
- white wine vinegar (or vinegar of your choice)

TOOLS

- medium pot
- box grater
- medium nonstick skillet

COOKING TIP


Want to see helpful cooking tips, tricks, and bonus Dinnerly content? Follow us on Instagram @dinnerly or TikTok @dinnerlyus for more!

ALLERGENS

Egg (1), Soy (2), Wheat (3). May contain traces of other allergens. Packaged in a facility that packages gluten containing products.

NUTRITION PER SERVING


Calories 420kcal, Fat 8g, Carbs 73g, Protein 29g



1. Prep ingredients

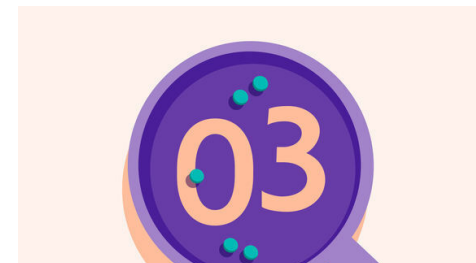
Fill a medium pot with **water**; bring to a boil.

Finely chop **2 teaspoons garlic**. Trim **scallions**, then thinly slice on an angle, keeping dark greens separate. Scrub **carrot**, then coarsely grate on the large holes of a box grater.



2. Brown chicken

Pat **chicken strips** dry. Heat **2 teaspoons oil** in a medium nonstick skillet over medium-high. Add chicken in a single layer and cook, undisturbed, until outer edges are browned, 4–5 minutes. Stir and continue cooking until cooked through, 1–2 minutes more.



3. Add veggies


Stir in **chopped garlic, carrots, and scallion whites and light greens**; season with **salt** and **pepper**. Cook, scraping up any browned bits from bottom of skillet, until carrots are slightly softened, 2–3 minutes. Remove from heat.



4. Cook noodles & prep sauce

Add **noodles** to pot with boiling **salted water**; cook, stirring occasionally to prevent sticking, until al dente, 4–5 minutes. Drain. Return to pot off heat.

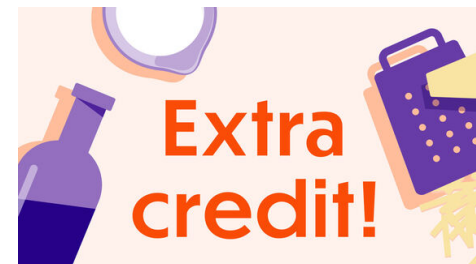
Meanwhile, in a liquid measuring cup, whisk together **stir-fry sauce**, **½ cup hot tap water**, and **1 teaspoon vinegar**. Season to taste with **salt** and **pepper**.



5. Finish & serve

Transfer **sauce** and **chicken and veggies** to pot with **noodles**. Cook over medium-high heat, tossing to combine, until warmed through, 2–3 minutes. Season to taste with **pepper**.

Serve **chicken lo mein** topped with **scallion dark greens**. Enjoy!



6. Add some crunch!

Sprinkled toasted sesame seeds or roasted cashews over top for a nutty finish.