

# DINNERLY



## Chicken Curry Noodle Stir-Fry with Egg & Bok Choy



20-30min



2 Servings

You've had chicken curry, and you've had a noodle stir-fry, but when was the last time you've had them together? If the answer's not right now, we can fix that! This take on an Indonesian classic, mee goreng, will convince you that you've been eating noodles wrong your whole life. We've got you covered!

### WHAT WE SEND

- 2 (2½ oz) Chinese egg noodles <sup>1,3</sup>
- 1.8 oz kecap manis <sup>2,3</sup>
- 2 (½ oz) tamari soy sauce <sup>2</sup>
- 2 pkts Sriracha
- ¼ oz curry powder
- ½ lb baby bok choy
- ½ lb pkg chicken breast strips

### WHAT YOU NEED

- ketchup
- sugar
- garlic
- 2 large eggs <sup>1</sup>
- kosher salt & ground pepper
- neutral oil

### TOOLS

- large saucepan
- medium nonstick skillet

### ALLERGENS

Egg (1), Soy (2), Wheat (3). May contain traces of other allergens. Packaged in a facility that packages gluten containing products.

### NUTRITION PER SERVING

Calories 820kcal, Fat 28g, Carbs 80g, Protein 41g



#### 1. Cook noodles & prep sauce

Bring a large saucepan of **water** to a boil. Add **noodles**; cook, stirring occasionally, until al dente, 4–5 minutes. Drain noodles.

Meanwhile, in a small bowl, stir together **kecap manis**, **tamari**, **Sriracha**, **curry powder**, **3 tablespoons ketchup**, **2 tablespoons water**, and **1 teaspoon sugar**. Set aside for step 5.



#### 2. Prep ingredients


Trim ends from **bok choy**; rinse well under cold water to remove any grit. Cut crosswise into 1-inch pieces, keeping dark greens separate. Finely chop **2 teaspoons garlic**.

In a second small bowl, whisk together **2 large eggs** and **a pinch each of salt and pepper**. Pat **chicken** dry; season with **salt and pepper**.



#### 3. Cook eggs


In a medium nonstick skillet, heat **2 teaspoons oil** over medium-high. Add **eggs**; swirl to coat skillet. Cook until set, 1–2 minutes. Slide **omelette** onto cutting board and cut into ¼-inch ribbons.



#### 4. Cook chicken & bok choy

Heat **1 tablespoon oil** in same skillet over medium-high. Add **chicken** in a single layer and cook, undisturbed, until browned on the bottom, about 3 minutes. Stir and cook until cooked through, about 2 minutes more.

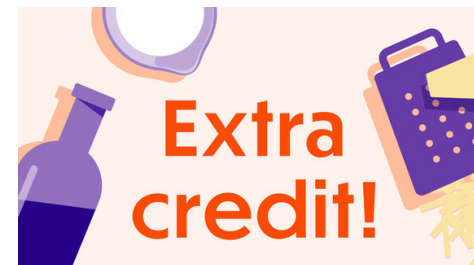
Add **bok choy whites and light greens** and cook until crisp-tender, 1–2 minutes. Transfer chicken and bok choy to a plate.



#### 5. Stir-fry noodles

Return skillet to medium-high heat with **1 tablespoon oil** and **chopped garlic**. Cook until garlic is just starting to brown, 1–2 minutes. Add **noodles** and **sauce**; stir to coat. Cook, stirring and tossing, until noodles are coated, 3–4 minutes. Add **chicken**, **bok choy light and dark greens**, and **eggs** to skillet. Mix until greens are wilted.

Serve **chicken curry stir-fry**. Enjoy!



#### 6. Make it your own!

Throw in some extra veggies like bean sprouts or add spicy peppers! Or top off your noodles with cilantro and a squeeze of lime.