

# DINNERLY



## Low-Cal Sirloin Steak Shawarma with Tomatoes & Toasted Pita



ca. 20min



2 Servings

Shawarma is not usually a dish you make at home. We don't know about you, but we sure as heck don't have a cone of meat rotating near an open flame in our kitchen. But, what we do have is a ton of spices and enthusiasm. Armed with our garam masala spice blend, warm pita, and a heavy hand of cool sour cream sauce, we're bringing you all of the shawarma feels in just 20 minutes. We've got you covered!

### WHAT WE SEND

- 2 plum tomatoes
- 2 scallions
- 2 (1 oz) sour cream<sup>1</sup>
- ½ lb pkg sirloin steak
- ¼ oz garam masala
- 2 Mediterranean pitas<sup>2,3,4</sup>

### WHAT YOU NEED

- olive oil
- kosher salt & ground pepper
- white wine vinegar (or apple cider vinegar)

### TOOLS

- medium heavy skillet

### ALLERGENS

Milk (1), Sesame (2), Soy (3), Wheat (4).  
May contain traces of other allergens.  
Packaged in a facility that packages gluten containing products.

### NUTRITION PER SERVING

Calories 470kcal, Fat 23g, Carbs 40g, Protein 27g



#### 1. Prep ingredients & sauce

Preheat oven to 350°F with a rack in the center.

Core **tomatoes**, then cut into ¼-inch pieces. Trim ends from **scallions**, then thinly slice.

In a small bowl, thin **all of the sour cream** by adding **1 teaspoon water** at a time, until it drizzles from a spoon; set aside until ready to serve.




#### 2. Marinate tomatoes

In medium bowl, whisk to combine **2 teaspoons oil** and **1 teaspoon vinegar**; season with **a pinch each of salt and pepper**. Add **tomatoes** and **scallions**; stir to coat. Let stand at room temperature until ready to serve.




#### 3. STEAK VARIATION

Pat **steak** dry. Rub with **oil**. Season all over with **1½ teaspoons garam masala**, **½ teaspoon salt**, and **a few grinds of pepper**, patting to help seasonings adhere.



#### 4. Cook steak

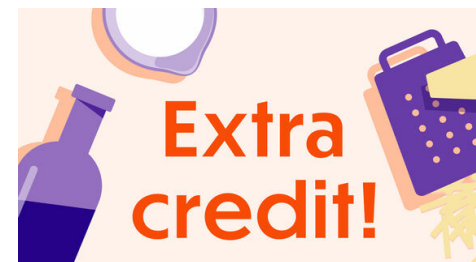
Heat **1 tablespoon oil** in a medium heavy skillet over medium-high. Add **steaks** and cook until well browned and medium-rare, 3–4 minutes per side (or longer for desired doneness). Transfer to a cutting board to rest.



#### 5. Broil pita & serve

Brush **pitas** all over with **oil**. Heat same skillet over medium-high. Add **one pita** at a time and cook until lightly browned and warm on both sides, about 15 seconds per side; cut into quarters.

Thinly slice **steak** and serve with **marinated tomatoes**, **toasted pita triangles**, and **sour cream**. Enjoy!



#### 6. Crunch crunch!

Hit your shawarma with crunchy chickpeas for a salty surprise! Preheat oven to 350°F with a rack in the lower third. Drain a can of chickpeas, dry well with a paper towel, and toss on a rimmed baking sheet with 1 tablespoon oil and a generous pinch of salt. Spread chickpeas into one even layer. Bake on lower rack until golden brown, 40–45 minutes. They will continue to crisp as they cool.