

# DINNERLY



## Sesame-Scallion Beef Stir-Fry with Ramen Noodles



under 20min



2 Servings

Picture a big, beautiful bowl of slippery noodles, and all the endless possibilities. There are so many ways to enjoy one of our favorite carbs, but tonight we're keeping it simple with juicy shredded beef and a real winner of a sauce: fragrant scallions and garlic with tamari soy sauce and a sprinkle of sesame seeds. We've got you covered!

### WHAT WE SEND

- 2 scallions
- 2 (2½ oz) Chinese egg noodles <sup>1,4</sup>
- 1 pkt crushed red pepper
- 2 oz tamari soy sauce <sup>3</sup>
- ½ lb pkg ready to heat shredded beef <sup>3,4</sup>
- ¼ oz pkt toasted sesame seeds <sup>2</sup>

### WHAT YOU NEED

- kosher salt & ground pepper
- garlic
- neutral oil
- apple cider vinegar (or white wine vinegar)
- sugar

### TOOLS

- medium pot
- medium nonstick skillet

### ALLERGENS

Egg (1), Sesame (2), Soy (3), Wheat (4). May contain traces of other allergens. Packaged in a facility that packages gluten containing products.

### NUTRITION PER SERVING

Calories 590kcal, Fat 28g, Carbs 78g, Protein 22g



#### 1. Prep ingredients

Bring a medium pot of **salted water** to a boil over high.

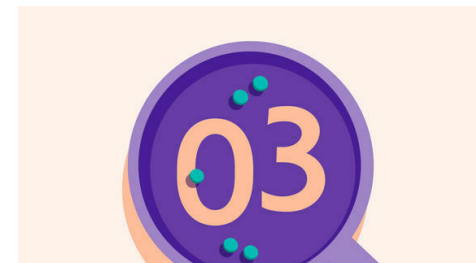
Finely chop **2 teaspoons garlic**. Trim ends from **scallions**, then thinly slice.

Add **noodles** to boiling water. Cook, stirring occasionally to prevent sticking, until al dente, about 2 minutes. Drain, then rinse with cold water; set aside for step 4.




#### 2. Make sauce

Meanwhile, heat **2 tablespoons oil** in a medium nonstick skillet over medium-high. Add **scallions, garlic, and red pepper flakes** (use less depending on heat preference); cook, stirring, until sizzling and fragrant, and scallions are bright green, 2–3 minutes. Transfer to a small bowl; stir in **tamari, 2 tablespoons water, 1 tablespoon vinegar, and 2 teaspoons sugar**; set aside.




#### 3. SHREDDED BEEF VARIATION

Break **beef** into bite-size pieces.



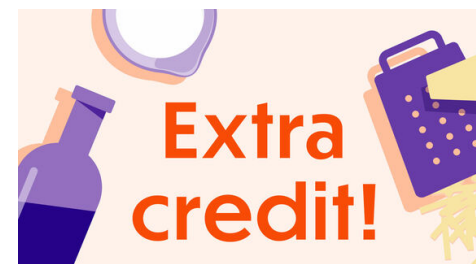
#### 4. Add noodles & sauce

In reserved skillet, add **beef, noodles and scallion sauce**; cook over medium heat, tossing until heated through, about 1 minutes. Season to taste with **salt and pepper**.



#### 5. Serve

Serve **beef and ramen stir-fry** with **sesame seeds** sprinkled over top. Enjoy!



#### 6. Add some greens

Quickly steam some broccoli florets to toss in with the noodles and beef. You can also use snow peas, green beans, or any other veggies you have lying around!