

# DINNERLY



## Loaded Veggie Pot Pie with Readymade Chicken

Topped with Cheddar Biscuits



30-40min



2 Servings

Much like this saucy pot pie, we too would like to be tucked under a blanket of warm, cheesy biscuits. But we'll settle for this comforting bowl of tender chicken, carrots and green beans swimming in a creamy broth and topped with homemade cheddar drop biscuits. We've got you covered!

## WHAT WE SEND

- 6 oz carrots
- ½ lb green beans
- ½ lb pkg ready to heat chicken
- 1 pkt chicken broth concentrate
- 5 oz corn
- 2 (5 oz) self-rising flour<sup>2</sup>
- 2 oz shredded cheddar-jack blend<sup>1</sup>

## WHAT YOU NEED

- butter<sup>1</sup>
- neutral oil
- kosher salt & ground pepper
- ¾ cup + ⅔ cup milk<sup>1</sup>
- white wine vinegar (or apple cider vinegar)
- garlic

## TOOLS

- medium ovenproof skillet

## ALLERGENS

Milk (1), Wheat (2). May contain traces of other allergens. Packaged in a facility that packages gluten containing products.

## NUTRITION PER SERVING

Calories 1110kcal, Fat 34g, Carbs 145g, Protein 58g



### 1. Prep ingredients

Preheat oven to 425°F with a rack in the upper third.

Trim **carrots** then halve lengthwise and thinly slice into half-moons. Trim ends from **green beans**; cut into 1-inch pieces. Finely chop **1 teaspoon garlic**.

Break up **chicken** into bite-sized pieces.

Melt **2 tablespoons butter** in a medium ovenproof skillet over medium heat. Transfer to a medium bowl; set aside for step 4.




### 2. Start filling

Heat **1 tablespoon oil** in same skillet over medium-high. Add **carrots, green beans, and chopped garlic**; cook, stirring, until softened, 2–3 minutes. Season to taste with **salt and pepper**. Add **1½ cups water and vegetable broth concentrate**; bring to a boil. Stir in **corn**; reduce heat to medium.




### 3. Finish filling

In a liquid measuring cup, whisk to combine **¾ cup milk** and **2 tablespoons self-rising flour** until smooth. Add to skillet with **veggies**, stirring to combine. Simmer over medium heat, stirring occasionally, until thick enough to coat back of a spoon, 3–5 minutes. Remove from heat. Stir in **chicken**.



### 4. Make drop biscuit dough

To bowl with **melted butter**, stir in **⅔ cup milk** and **1 teaspoon vinegar** to combine (it's okay if butter clumps). Add **cheese, 1 cup self-rising flour**, and **¼ teaspoon salt**; stir with a fork until no visible traces of flour remain.






### 5. Assemble, bake & serve

Drop heaping spoonfuls (about 2 tablespoons each) of **biscuit dough** over **pot pie filling** in skillet (filling will not be completely covered). Bake on upper oven rack until **chicken** is heated through, **veggies** are tender, and **biscuits** are golden and cooked through, about 18 minutes.



### 6. Check us out!

Want to see helpful cooking tips, tricks, and bonus Dinnerly content? Follow us on Instagram @dinnerly or TikTok @dinnerlyus for more!

Let **chicken pot pie** ~~be~~ **ready 15 minutes before** serving. Enjoy! View the recipe online by visiting your account at [dinnerly.com](#)    **#dinnerly**