

DINNERLY



Mediterranean Beef Pitzas

with Marinated Cucumbers & Sour Cream



under 20min



2 Servings

What happens when a pizza and a pita get together? A pitzza, of course! The crisp, pocketless pita base acts like a pizza crust but tastes like buttery flatbread. It's piled high with grass-fed beef, seasoned with baharat spice blend, then a crunchy cucumber salad, and finally, a drizzle of sour cream. We've got you covered!

WHAT WE SEND

- 1 cucumber
- 1 oz sour cream ¹
- 2 Mediterranean pitas ^{2,3,4}
- ¼ oz baharat spice blend ²
- 8 oz tomato sauce
- 10 oz pkg grass-fed ground beef

WHAT YOU NEED

- olive oil
- kosher salt & ground pepper

TOOLS

- rimmed baking sheet
- medium skillet

ALLERGENS

Milk (1), Sesame (2), Soy (3), Wheat (4).
May contain traces of other allergens.
Packaged in a facility that packages gluten containing products.

NUTRITION PER SERVING

Calories 730kcal, Fat 33g, Carbs 60g, Protein 39g



1. Prep cucumber, sour cream

Preheat broiler with a rack in the top position.

Peel **cucumber**, if desired, then quarter lengthwise and cut into ¼-inch pieces. Toss in a small bowl with **2 teaspoons oil** and **a pinch each of salt and pepper**.

In a second small bowl, thin **sour cream** by adding **1 teaspoon water** at a time, as needed, until it drizzles from a spoon; season with **salt** and **pepper**.




4. Make meat sauce

To skillet with **beef**, add **tomato sauce**; cook, stirring, until sauce is reduced by ⅓, 2–3 minutes. Remove skillet from heat and season to taste with **salt** and **pepper**.



2. Toast pitas

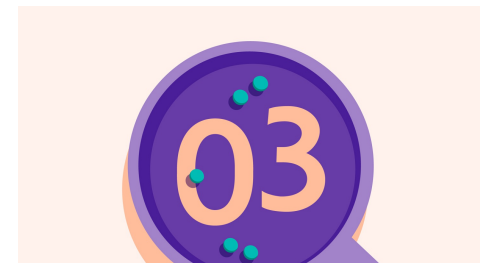
Brush **pitas** generously with **oil**, then transfer to a rimmed baking sheet. Broil until golden-brown on one side, 1–2 minutes (watch closely as broilers vary). Remove from oven. Flip pitas and set aside on baking sheet until step 5.



5. Finish & serve

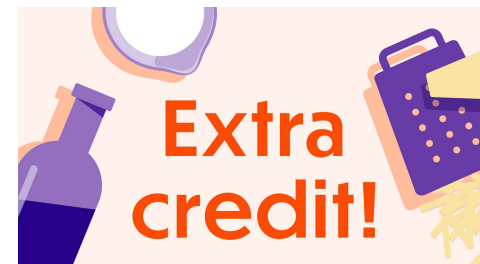
Spoon **meat sauce** onto **pitas**, leaving a ½-inch border around edges. Broil on top oven rack until edges of pitas are golden-brown, about 2 minutes (watch closely).

Top **Mediterranean beef pitzas** with **marinated cucumbers**, **sour cream**, and a **drizzle of oil**. Enjoy!



3. Cook beef

In a medium skillet, heat **2 teaspoons oil** over medium-high. Add **ground beef**, **¾ teaspoon salt**, and **a few grinds of pepper**; cook, breaking up into smaller pieces, until browned and cooked through, 3–4 minutes. Add **1½ teaspoons baharat**; cook until fragrant, about 30 seconds.



6. Take it to the next level

Want to fancy up the marinated cucumbers? Add chopped tomatoes, torn mint leaves, or even chopped olives!