

Ready Made

Ready Made



2 Servings

What we send

What you need

Tools

Allergens

May contain traces of allergenic ingredients. Packaged in a facility that packages gluten containing products.

Nutrition per serving

Store

1. Store

Store the ready made meals in the refrigerator until you're ready to heat and eat. Depending on your delivery days, the meals have 5-10 days before their enjoy by date (check the date on each meal).

Microwave

2. Microwave instructions

Remove cardboard sleeve. Peel corner of plastic film to vent and remove any small containers. Microwave on high, 2-3 minutes (or until 165°F). Remove and let rest for 3 minutes. Carefully peel off film and top with any garnishes.

Bake

3. Oven instructions

Preheat oven to 350°F. Remove cardboard sleeve, plastic film, and any small containers. Transfer meal to an oven-safe dish or skillet. Heat until warmed through (165°F), about 20 minutes. Top with garnishes.

Enjoy!

4. Enjoy!

You don't have to worry about dishes with these ready made meals but make it extra luxe and plate it up. Enjoy!

Recycle

5. Recycle




Each package contains one single serving, making it easy to decide when and how to heat and eat this ready made meal. Bonus, the packaging is recyclable. Good for you and the planet!

Freeze

6. Freeze

In a pinch, these meals can be frozen before the package enjoy by date and can be stored in the freezer for up to 2 months. To heat, follow microwave instructions, adding 1-2 minutes to cook time.

Questions about the recipe? Cooking hotline: **866-228-4513** (Mon - Fri 9AM-9PM)

View the recipe online by visiting your account at marleyspoon.com    **#marthaandmarleyspoon**