

DINNERLY



Falafel Gyro with Sumac Onion-Cucumber Salad

& Oven Fries



30-40min



2 Servings

We'll take falafel on a warm pita with a creamy dressing and crisp veggies literally any time of day. But if you want to elevate your gyro from "pretty good" to "wowza", all you need is our secret ingredient: sumac! This spice has a tangy, citrusy flavor you can't get anywhere else. Let the onions marinate in it to bring some brightness to your new favorite gyro. We've got you covered!

WHAT WE SEND

- 2 potatoes
- 1 red onion
- 1 cucumber
- ¼ oz sumac
- ½ lb pkg falafel
- 2 Mediterranean pitas ^{1,6,11}
- 2 (1½ oz) ranch dressing ^{3,7}

WHAT YOU NEED

- olive oil
- red wine vinegar (or white wine vinegar)
- kosher salt & ground pepper

TOOLS

- rimmed baking sheet
- medium skillet

ALLERGENS

Wheat (1), Egg (3), Soy (6), Milk (7), Sesame (11). May contain traces of other allergens. Packaged in a facility that packages gluten containing products.

NUTRITION PER SERVING

Calories 1050kcal, Fat 55g, Carbs 125g, Protein 23g



1. Bake fries

Preheat oven to 450°F with a rack in the lower third. Scrub **potatoes**, then slice into ¼-inch thick fries. Toss on a rimmed baking sheet with **1½ tablespoons oil**; season with **salt** and **pepper**.

Bake on lower oven rack until tender and deeply browned on the bottom, 30–35 minutes.



2. Prep onion & cucumber


Thinly slice **half of the onion** (save rest for own use).

Use a vegetable peeler to shave **one side of cucumber** at a time into wide ribbons; once you reach seeds, turn cucumber on its side to continue shaving.



3. Marinate onions


In a large bowl, combine **onions**, **2 teaspoons each of sumac, vinegar, and oil**, and **½ teaspoon salt**. Use your hands to massage seasoning into onions. Let marinate for at least 10 minutes.



4. Cook falafel

Reshape **falafel** into 8 balls, if necessary. Flatten slightly to form patties.

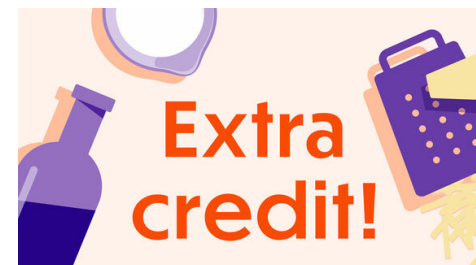
Heat **¼-inch oil** in a medium skillet over medium-high until shimmering. Add falafel (it should sizzle vigorously) and cook until browned, 2–3 minutes per side. Transfer to a paper towel-lined plate. Season with **salt** and **pepper**.



5. Finish & serve

Remove **cooked fries** from baking sheet and add **pita**; lightly drizzle with **oil**. Bake on lower oven rack until warm and pliable, 2–4 minutes. Add **cucumbers** to bowl with **onions**; lightly season with **salt** and **pepper** and mix to combine.

Serve **falafel**, **onion-cucumber salad**, and **ranch** on **pitas** with **oven fries** alongside. Enjoy!



6. Load 'em up!

Feel free to add more toppings like lettuce, tomato, olives, feta, hot sauce, or whatever you have on hand!