

# DINNERLY



## Spaghetti Alfredo with Lemon & Kale Salad



under 20min



2 Servings

If you're craving a super cheesy meal in just 20-minutes, this spaghetti alfredo will get the job done. The trick to this super speedy dinner is fresh pasta! It cooks much faster than its dried counterpart, so be sure to keep an eye on the pasta as it will be cooked to al dente in a matter of minutes. Smothered in mascarpone and served alongside a fresh kale salad, this meal is complete—cravings approved.



### WHAT WE SEND

- 1 shallot
- 1 cucumber
- 2 oz balsamic vinaigrette
- 10 oz Alfredo sauce <sup>2</sup>
- ¾ oz Parmesan <sup>2</sup>
- 1 lemon
- 6 oz spaghetti <sup>1</sup>
- 3 oz baby kale
- ¼ oz fresh mint

### WHAT YOU NEED

- garlic
- kosher salt & ground pepper
- olive oil

### TOOLS


- medium pot
- microplane or grater

### ALLERGENS

Wheat (1), Milk (2). May contain traces of other allergens. Packaged in a facility that packages gluten containing products.

### NUTRITION PER SERVING


Calories 710kcal, Fat 29g, Carbs 92g, Protein 21g



#### 1. Prep water & garlic

Bring a medium pot of **salted water** to a boil.

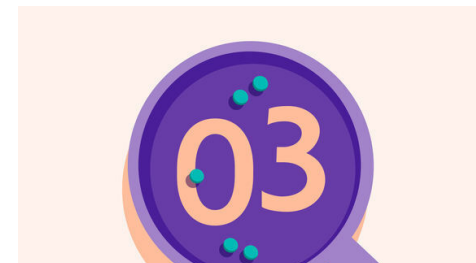
Finely chop **1 teaspoon garlic**.



#### 2. Prep salad


Finely chop **¼ cup of shallot** (save rest for own use). Peel **cucumber**, then halve lengthwise, scoop out seeds with a spoon, and thinly slice into half-moons.

Transfer **balsamic vinaigrette** to a medium bowl with **chopped shallot and cucumbers**, tossing to coat. Set aside until step 6.




#### 3. Prep cream sauce

Finely grate **zest of half the lemon** and squeeze **1 tablespoon lemon juice** into a small bowl. Add **alfredo sauce, chopped garlic, a pinch of salt, and several grinds of pepper**; whisk to combine and set cream sauce aside until step 5. Finely grate **Parmesan**, if necessary.



#### 4. Cook and finish pasta

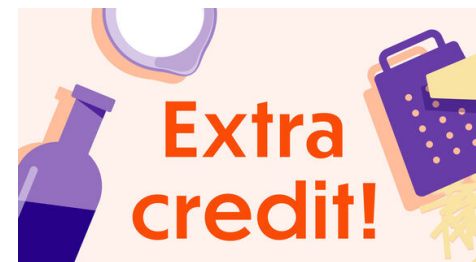
Add **pasta** to boiling water and cook, stirring to prevent sticking, until al dente, about 8–10 minutes. Drain and return to saucepan. Add **cream sauce**; cook over medium-high heat and toss to coat pasta. Add **half of the shredded Parmesan**; toss until pasta is well coated, 1–2 minutes. Season to taste with **salt and pepper**. (Sauce will thicken as pasta sits.)



#### 5. Finish salad & serve

Add **kale** to **dressed shallots and cucumbers**; toss to coat. Season to taste with **salt and pepper**. Pick **mint leaves** from stems; discard stems and tear any large leaves.

Serve **spaghetti Alfredo** topped with **mint** and **remaining Parmesan** and with **kale salad** alongside. Enjoy!



#### 6. Check us out!

Want to see helpful cooking tips, tricks, and bonus Dinnerly content? Follow us on Instagram @dinnerly or TikTok @dinnerlyus for more!