

DINNERLY



Hot Honey-Glazed Impossible Meatloaf with Carrot & Parsnip Fries

 1h  2 Servings

The cafeteria mystery meat of your childhood can't hold a candle to a savory, satisfying homemade meatloaf, especially when you're doing it Dinnerly-style. Instead of plain ol' ketchup on top, how about a sweet and spicy sauce that you'll be thinking about for days? We've got you covered!

WHAT WE SEND

- 1 medium bag carrots
- 2 parsnips
- 2 scallions
- ½ lb pkg Impossible patties³
- 1 oz panko¹
- 2 (½ oz) Mike's Hot Honey

WHAT YOU NEED

- neutral oil
- all-purpose flour¹
- kosher salt & ground pepper
- 1 large egg²
- ketchup

TOOLS

- rimmed baking sheet

COOKING TIP

Veggies might cook faster than the meat, so keep a close eye on them and remove from oven if they're browning too quickly.

ALLERGENS

Wheat (1), Egg (2), Soy (3). May contain traces of other allergens. Packaged in a facility that packages gluten containing products.

NUTRITION PER SERVING


Calories 640kcal, Fat 28g, Carbs 73g, Protein 27g



1. Prep veggie fries

Preheat oven to 450°F with a rack in the upper third.

Peel **carrots** and **parsnips**; cut lengthwise into ½-inch thick fries. Toss on a rimmed baking sheet with **2 tablespoons oil** and **1 teaspoon flour**; season with **salt** and **pepper**.



4. Serve


Serve **hot honey meatloaves** with **carrot and parsnip fries**. Garnish with **remaining scallions**. Enjoy!



2. Make meatloaves

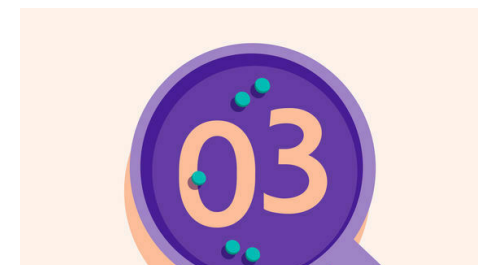
Trim ends from **scallions** and thinly slice.

In a medium bowl, mix or knead to combine **Impossible patties**, **panko**, **half of the scallions**, **½ teaspoon salt**, **1 large egg**, and **a few grinds of pepper**. Form into 2 (5-inch) meatloaves and transfer to baking sheet with **veggies**.



5. ...

What were you expecting, more steps?



3. Make sauce & bake

In a small bowl, stir to combine **hot honey** and **2 tablespoons ketchup**; spread **1 tablespoon of the sauce** over each **meatloaf**.

Bake on upper oven rack until meatloaves are cooked through and reach 160°F internally, and **veggies** are browned and tender, tossing halfway through, about 20 minutes.



6. ...

You're not gonna find them here! Kick back, relax, and enjoy your Dinnerly!