

# DINNERLY



## Pinto Bean Enchiladas with Cheddar Cheese



30-40min



2 Servings

When you really think about it, there's nothing not to love about enchiladas. They're saucy, they're cheesy, and they're bursting with flavor. And when they're packed to the brim with pinto beans, they satisfy even our most intense cravings. We've got you covered!

## WHAT WE SEND

- 1 yellow onion
- 15 oz can pinto beans
- 2 (4 oz) red enchilada sauce
- 2 (2 oz) shredded cheddar-jack blend <sup>7</sup>
- 6 (6-inch) flour tortillas <sup>1,6</sup>
- ¼ oz fresh cilantro

## WHAT YOU NEED

- neutral oil
- kosher salt & ground pepper

## TOOLS

- medium ovenproof skillet

## ALLERGENS

Wheat (1), Soy (6), Milk (7). May contain traces of other allergens. Packaged in a facility that packages gluten containing products.

## NUTRITION PER SERVING

Calories 780kcal, Fat 35g, Carbs 92g, Protein 32g




### 1. Cook onions

Preheat oven to 425°F with a rack in the center.

Finely chop **onion**. Rinse and drain **beans**.


Heat **1 tablespoon oil** in a medium ovenproof skillet over medium-high. Add onions and season with **salt** and **pepper**; cook, stirring occasionally, until tender and browned, 5–7 minutes.



### 4. Broil & serve

Uncover skillet and switch oven to broil. Broil on center oven rack until **cheese** just starts to brown, 3–5 minutes (watch closely as broilers vary). Meanwhile, coarsely chop **cilantro**.

Serve **pinto bean enchiladas** with **cilantro** over top. Enjoy!



### 2. Finish filling

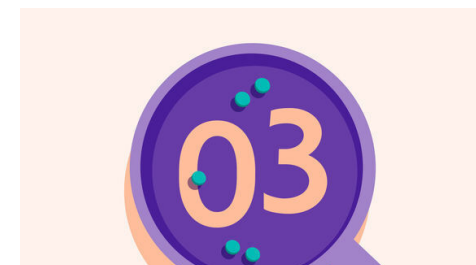
Add **beans**, **3 tablespoons enchilada sauce**, and **2 tablespoons water**. Season to taste with **salt** and **pepper**. Remove from heat and mix in **half of the cheese**.

Arrange **tortillas** on a work surface and divide **filling** among them.



### 5. ...


What were you expecting, more steps?



### 3. Assemble & bake

To same skillet, add **2 tablespoons water** and **remaining enchilada sauce from first packet**. Tightly roll up **tortillas** and arrange in skillet, seam-side down.

Mix **second packet of enchilada sauce** with **¼ cup water**. Drizzle over tortillas and top with **remaining cheese**. Cover with foil and bake on center oven rack, 15 minutes.



### 6. ...

You're not gonna find them here! Kick back, relax, and enjoy your Dinnerly!