

DINNERLY



No Chop! Crispy Tofu Egg Rolls with Thai Sweet Chili Sauce



30-40min



2 Servings

Dinner needs to be on the table ASAP. Do you A) Order take-out for the umpteenth time? Or B) Make these tofu egg rolls? Personally, we'd choose B. This dish requires absolutely no prepwork—just cook the tofu and shredded cabbage, assemble the egg rolls, pan fry them, and serve with Thai sweet chili sauce. So put your knife away and enjoy your Dinnerly without the stress or mess! We've got you covered!

WHAT WE SEND

- 1 oz fresh ginger
- 1 pkg extra-firm tofu ¹
- 14 oz cabbage blend
- 3 oz Thai sweet chili sauce
- 6 (8-inch) flour tortillas ^{1,2}

WHAT YOU NEED

- garlic
- kosher salt & ground pepper
- neutral oil

TOOLS

- microplane or grater
- large nonstick skillet

COOKING TIP

You can easily peel ginger with just a spoon! Hold the spoon near the bowl and just scrape the edge along the ginger.

ALLERGENS

Soy (1), Wheat (2). May contain traces of other allergens. Packaged in a facility that packages gluten containing products.

NUTRITION PER SERVING


Calories 930kcal, Fat 43g, Carbs 113g, Protein 37g



1. Prep ingredients

Peel and finely grate **half of the ginger** (save rest for own use) and **2 teaspoons garlic**.

Using your hands, crumble **half of the tofu** into bite size pieces (save rest for own use). Blot dry with a paper towel.



2. TOFU VARIATION

Heat **2 tablespoons oil** in a large nonstick skillet over medium-high. Add **tofu** and a **generous pinch each of salt and pepper**; cook, stirring and breaking up into smaller pieces, until browned in spots, 3–4 minutes. Stir in **ginger and garlic**; cook, stirring, until fragrant, 1–2 minutes.




3. Add cabbage

To skillet with **tofu**, add **4 cups of the cabbage blend** (save rest for own use) and **¼ cup water**; cook, stirring, until wilted and tender, 3–4 minutes. Stir in **2 teaspoons Thai sweet chili sauce**, then season to taste with **salt and pepper**.



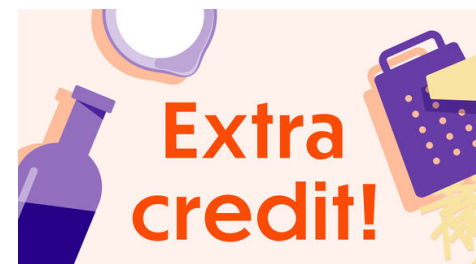
4. Assemble egg rolls

Place **tortillas** on a clean work surface and evenly divide **filling** among them; spread into 4x2-inch rectangles. Fold in sides of each tortilla, then tightly roll up into a cylinder, like a burrito.



5. Pan fry egg rolls

Heat **½-inch oil** in same skillet over medium-high. Add **egg rolls**, seam-side down. Fry over medium heat, turning occasionally, until browned all over, 8–10 minutes (if seam comes apart after turning, gently press rolls together to stay closed). Transfer seam-side down to a paper towel-lined cutting board.



6. Serve

Cut **egg rolls** in half and serve with **remaining Thai sweet chili sauce**. Enjoy!