

DINNERLY



Impossible Ground Baked Pasta with Mozzarella



30-40min



2 Servings

Dinner needs to be on the table ASAP. Do you A) Order take-out for the umpteenth time? Or B) Make this cheesy, baked pasta with Impossible patties? Personally, we'd choose B. This dish requires absolutely no prepwork—just cook the pasta, Impossible ground, and sauce, assemble your ingredients, and broil. So put your knife away and enjoy your Dinnerly without the stress or mess! We've got you covered!

WHAT WE SEND

- 6 oz penne¹
- 3¾ oz mozzarella⁷
- ½ lb pkg Impossible patties⁶
- 8 oz marinara sauce

WHAT YOU NEED

- kosher salt & ground pepper
- garlic
- olive oil

TOOLS

- medium saucepan
- microplane or grater
- medium (10") ovenproof skillet

ALLERGENS

Wheat (1), Soy (6), Milk (7). May contain traces of other allergens. Packaged in a facility that packages gluten containing products.


NUTRITION PER SERVING

Calories 790kcal, Fat 34g, Carbs 81g, Protein 43g



1. Cook pasta

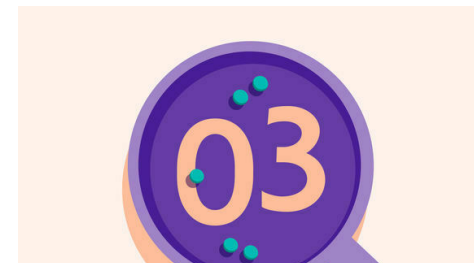
Bring a medium saucepan of **salted water** to a boil over high. Add **pasta** and cook, stirring occasionally to prevent sticking, until al dente, about 8 minutes. Reserve ½ **cup cooking water**, then drain well and set aside until step 3.



2. Cook Impossible ground

Preheat broiler with a rack in the top position. Finely grate **1 teaspoon garlic**. Tear **mozzarella** into ½-inch pieces.


Heat **1 tablespoon oil** in a medium ovenproof skillet over medium-high. Add **Impossible patties** and **a pinch each of salt and pepper**; cook, breaking up into smaller pieces, until browned heated through, 3–5 minutes.



3. Finish & serve

To skillet with **plant-based ground** over medium-high, stir in **grated garlic** until fragrant. Stir in **marinara sauce** and **reserved cooking water**. Bring to a simmer; remove from heat and stir in **pasta**. Season to taste.

Sprinkle **mozzarella** over top. Broil **pasta** on top oven rack until **cheese** is melted and bubbling, 2–3 minutes (watch closely as broilers vary). Enjoy!



4. ...

What were you expecting, more steps?



5. ...

What were you expecting, more steps?



6. ...

Kick back, relax, and enjoy your Dinnerly!