

DINNERLY



Buffalo Falafel Burger with Oven-Baked Fries



30-40min



2 Servings

So you can't decide if you want Buffalo wings, falafel, or a burger and fries for dinner. Well, we think you deserve everything you want, so we're giving you all three! We're talking falafel patties brushed with Buffalo sauce, plus some mayo, lettuce, and pickles thrown into the mix. Add a side of oven-baked fries for a veggie burger that satisfies all the cravings. We've got you covered!

WHAT WE SEND

- 2 potatoes
- 1 romaine heart
- 1 oz Buffalo sauce
- 2 potato buns ^{1,7,11}
- ½ lb pkg falafel
- ¾ oz dill pickles

WHAT YOU NEED

- neutral oil
- kosher salt & ground pepper
- butter ⁷
- apple cider vinegar (or white wine vinegar)
- mayonnaise ³

TOOLS

- rimmed baking sheet
- microwave
- medium skillet

COOKING TIP

No microwave? Heat the Buffalo sauce and butter in a small saucepan on the stovetop instead.

ALLERGENS

Wheat (1), Egg (3), Milk (7), Sesame (11). May contain traces of other allergens. Packaged in a facility that packages gluten containing products.

NUTRITION PER SERVING

Calories 940kcal, Fat 54g, Carbs 99g, Protein 22g



1. Bake fries

Preheat oven to 450°F with a rack in the lower third.

Scrub **potatoes**, then cut into ¼-inch thick fries. Toss on a rimmed baking sheet with **2 tablespoons oil**; season with **salt** and **pepper**. Roast on lower oven rack until browned and tender, flipping halfway through cooking time, 30–35 minutes.



2. Prep lettuce & sauce


While **fries** cook, halve **lettuce** lengthwise, then thinly slice half crosswise (save rest for own use); discard stem end. Transfer to a medium bowl.

Add **Buffalo sauce** and **1 tablespoon butter** to a small microwave-safe bowl; microwave until melted, 30–60 seconds. Stir to combine and set aside until step 5.




3. Toast buns

Heat **1 tablespoon butter** in a medium skillet over medium until foaming. Add **buns**, cut-side down, and toast until lightly browned, 1–2 minutes. Set aside until step 5; wipe out skillet.



4. Fry falafel patties

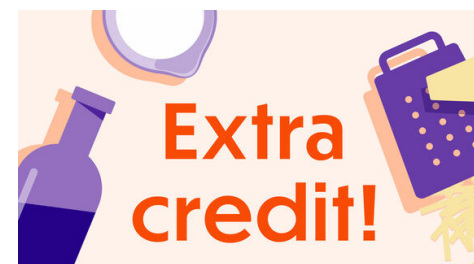
Form **falafel** into 2 patties. Heat ¼-inch oil in same skillet over medium-high until shimmering. Add patties (it should sizzle vigorously); lower heat to medium and fry until browned and crispy, 5–6 minutes per side. Transfer to a paper towel-lined plate and season with **salt** and **pepper**.



5. Finish & serve

To bowl with **lettuce**, add **1 teaspoon mayo** and ½ **teaspoon vinegar**; toss to combine. Season to taste with **salt** and **pepper**. Brush both sides of **patties** with **Buffalo sauce**. Spread **mayo** on **toasted buns**.

Top buns with **pickles**, **falafel patties**, and **shredded lettuce**. Serve **Buffalo falafel burger** with **fries** alongside. Enjoy!



6. Check us out!

Want to see helpful cooking tips, tricks, and bonus Dinnerly content? Follow us on Instagram @dinnerly or TikTok @dinnerlyus for more!