

DINNERLY



Middle Eastern Impossible Ground Ragù with Buttery Orzo



30-40min



2 Servings

Warning: Major cozy vibes ahead. We're talking about hearty, stick-to-your-ribs, tasty filling food. This Impossible ground ragù is full of warm spices and sweet carrots simmered in rich tomato sauce. It tastes as good as your favorite blanket feels. We've got you covered!

WHAT WE SEND

- 6 oz carrots
- 2 scallions
- ½ lb pkg Impossible patties³
- ¼ oz baharat spice blend²
- 8 oz tomato sauce
- 2 (3 oz) orzo⁴

WHAT YOU NEED

- kosher salt & ground pepper
- garlic
- butter¹
- olive oil

TOOLS

- medium saucepan
- large skillet

ALLERGENS

Milk (1), Sesame (2), Soy (3), Wheat (4).
May contain traces of other allergens.
Packaged in a facility that packages gluten containing products.

NUTRITION PER SERVING


Calories 810kcal, Fat 33g, Carbs 99g,
Protein 34g



1. Prep ingredients

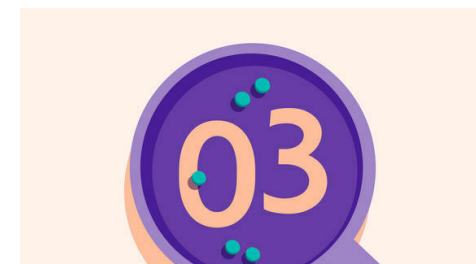
Bring a medium saucepan of **salted water** to a boil (If it boils before you're ready to cook orzo in step 5, cover with a lid and reduce heat slightly).

Scrub **carrots**; halve lengthwise and thinly slice into half moons. Finely chop **2 teaspoons garlic**. Trim **scallions**, then thinly slice.



2. IMPOSSIBLE VARIATION

Heat **1 tablespoon oil** in a large skillet over medium-high. Add **Impossible patties** and season with **salt** and **pepper**. Cook, breaking up into large pieces, until well browned, 3–5 minutes. Drain **all but 1 tablespoon fat**, if necessary.




3. Add veggies & aromatics

Add **baharat**, **carrots**, **chopped garlic**, **all but 2 tablespoons of the scallions**, and a **pinch each of salt and pepper**. Cook over medium heat, stirring, until veggies are softened and Impossible ground is heated through, 2–3 minutes.



4. Simmer Impossible ragù

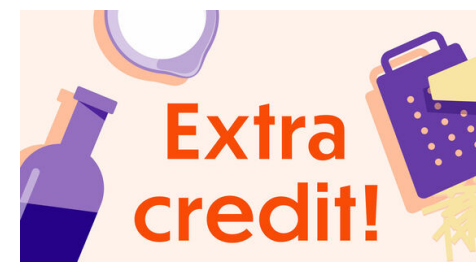
Add **tomato sauce** and **1 cup water**. Bring to a simmer. Cook over medium-high heat, stirring occasionally, until sauce is thickened and **carrots** are tender, 8–10 minutes. Season to taste with **salt** and **pepper**.



5. Cook orzo & serve

Return **salted water** in saucepan to a boil, if necessary. Add **orzo**; cook, stirring occasionally to prevent sticking, until al dente, 8–9 minutes. Drain and return orzo to saucepan off heat; toss with **2 tablespoons butter**. Season to taste with **salt** and **pepper**.

Serve **Impossible ragù** over **orzo** sprinkled with **remaining scallions**. Enjoy!



6. Top it off!

Serve this hearty dish topped with a quick homemade mint yogurt for a cool finish. Combine plain yogurt, fresh chopped mint, a splash of lemon juice, and even golden raisins if you're feeling adventurous.