



## Overnight Pumpkin Sticky Buns

with Maple, Pecans & Crystallized Ginger

 5h  2 Servings

Cozy mornings are guaranteed with these pumpkin sticky buns. Prepping the buns a day before lets them slowly rise, developing flavor and a tender crumb. We roll yeasty pumpkin dough around a buttery maple filling, and the next morning, they're ready to be baked off! With a sweet pecan topping and warm pumpkin spices, you have a good reason to roll out of bed. (2p-plan serves 9; 4p-plan serves 18—nutrition reflects 1 bun)



## What we send

- 0.63 oz miso paste <sup>3</sup>
- 2 (1 oz) maple syrup
- 5 oz dark brown sugar
- ¼ oz warm spice blend
- 2 (5 oz) all-purpose flour <sup>5</sup>
- 15 oz can pumpkin purée
- 5 oz granulated sugar
- ¼ oz instant yeast
- 3 (1 oz) pecans <sup>4</sup>
- 1 oz crystallized ginger

## What you need

- ¼ c softened + 9 Tbsp melted butter, unsalted <sup>2</sup>
- 1 large egg + 1 egg yolk <sup>1</sup>
- kosher salt
- vanilla extract
- all-purpose flour for dusting <sup>5</sup>

## Tools

- stand mixer with paddle attachment & dough hook
- rimmed baking sheet
- 8x8-inch baking dish
- nonstick cooking spray

## Cooking tip

Want to see helpful cooking tips, tricks, and bonus Marley Spoon content? Follow us on Instagram @marleyspoon or TikTok @marleyspoonus for more!

## Allergens

Egg (1), Milk (2), Soy (3), Tree Nuts (4), Wheat (5). May contain traces of other allergens. Packaged in a facility that packages gluten containing products.

## Nutrition per serving

Calories 450kcal, Fat 24g, Carbs 55g, Protein 6g



### 1. Mix filling

Preheat oven to 350°F with a rack in the center. In the bowl of a stand mixer, combine **miso paste, half of the maple syrup, ¼ cup brown sugar, 4 tablespoons softened butter, and 1½ teaspoons warm spice blend**. Mix with the paddle attachment on medium speed until creamy, light, and soft, 3-4 minutes. Transfer to a bowl; set aside. Wipe out stand mixer bowl.



### 2. Knead dough

To stand mixer bowl, add **flour, ¾ cup pumpkin purée, ¼ cup granulated sugar, remaining warm spices, 5 tablespoons melted butter, 1 large egg plus 1 egg yolk, 1 teaspoon salt, and ¾ teaspoon yeast**. Mix on low with the paddle attachment until all the flour is moistened, 1-2 minutes. Switch to the dough hook and mix on medium-low until **dough** is smooth and elastic, 12-15 minutes.



### 3. Proof dough & toast nuts

**Dough** is ready when you can stretch a small piece into a thin, transparent sheet without tearing. Transfer dough to a large greased bowl; cover. Allow to rise at room temperature until doubled in bulk, 1-1½ hours.

Meanwhile, spread **pecans** on a rimmed baking sheet. Bake on center rack until fragrant and toasted, 8-10 minutes. Cool and coarsely chop. Coarsely chop **ginger**; set aside.



### 4. Make topping

Grease an 8x8-inch baking dish with nonstick cooking spray. In a small bowl, whisk together **remaining brown sugar and maple syrup, 4 tablespoons melted butter, 2 tablespoons water, 2 teaspoons vanilla, and ½ teaspoon salt**. Pour **syrup** into prepared baking dish and tilt to coat bottom. Sprinkle **pecans** evenly over the bottom.



### 5. Roll dough




Turn **dough** onto a floured surface, dust with flour, and roll into a 8x12-inch rectangle with the long side facing you. Using a spatula, spread **filling** evenly over dough, leaving ½-inch border; sprinkle with **ginger**. Starting from long edge nearest to you, roll dough into a log; cut into 9 equal pieces. Arrange **buns**, cut-side down, in prepared baking dish; cover with plastic.



### 6. Chill & bake

Refrigerate **buns** overnight or up to 48 hours.

30 minutes before baking, let **buns** come to room temperature. Preheat oven to 350°F with a rack in the center. Bake buns until puffy, golden brown and the center is 200°F, 30-35 minutes. Cool buns in baking dish for 10 minutes, then carefully invert onto a serving plate. Enjoy!

Questions about the recipe? Cooking hotline: **866-228-4513** (Mon - Fri 9AM-9PM)  
View the recipe online by visiting your account at [marleyspoon.com](https://marleyspoon.com)    **#marleyspoon**